



THE DISPATCH

Official Publication of the Philadelphia Division
Mid-Eastern Region
National Model Railroad Association



August 2016

www.phillynmra.org

Volume 23, No. 4

PLEASE NOTE: MEET LOCATION HAS CHANGED

**Perkasie Fire Company #1
100 N 5th St.
Perkasie, PA 18944**

**Same Date: September 10, 2016
Doors open at 8:30am
Program starts at 9:00am
Map and directions on page 7**

and directions to the meet can be found on page 7. Doors open at 8:30am, with the program scheduled to start promptly at 9:00am.

The morning session will include two clinics that should prove very interesting and entertaining:

First up will be Division member Glyn Thomas. Glyn modeled British and other foreign railroads for many years before coming to the United States. The building of his Lehigh and Susquehanna Division layout, based on 1948 Central Railroad of New Jersey operations in the Lehigh Valley, was a 10+ year journey to becoming a U.S. model railroader. In this clinic, Glyn will illustrate his layout with comparison to prototype archive material, and explain some differences in approach between U.S. and British modeling."

Next, member Mike Baker, experienced model builder and owner of TMB Custom Models in Newark, Delaware, will present his clinic titled, "Scratch Building: How to Fabricate That Unique Piece of Equipment for Your Railroad." Mike has previously treated the Division members to his expertise on various other topics and no doubt this will prove to be interesting, as well.

Time permitting, we'll be showing the NMRA's new video introducing the hobby of model railroading—or maybe some of Bill Fagan's cab ride videos.

At this meet we will be raffling off two tickets to the Eagles/Browns game held the very next day, Sunday, September 11th at 1:00pm at Lincoln Financial Field.

The location is Section M9, Row 18, Seats 17 and 18. These tickets are valued at \$90 each; parking is not included. Raffle tickets will be \$5 each and 6 for \$20. And, of course, we'll have our door prizes, model display table, white elephant table, shirts and patches, coffee, donuts, and Philly pretzels.

For the afternoon session, the open house layout tours will include Ron Patzer's outstanding HO Stoney Creek RR. Ron will soon be moving so this will be your last chance to view his layout before it is dismantled. It is currently the featured model railroad on the Division website. He will have kits and rolling stock for sale during the open house. More details and some photos can be



Quakertown Station

found on page 4.

And, of course, the J&D Whistle Stop hobby shop is in nearby Quakertown for your modeling needs.

Come enjoy the camaraderie. Hope to see you there!

Election Results/Board Changes

At the June meet held in Newtown Square, the Philadelphia Division held its annual elections for Board of Directors. This year, three positions were up for grabs, and the winning candidates were Mark Wallace, Joe Bergmaier, and Bill Fagan. We wish to thank Mike Dettinger for his candidacy and encourage him to try again in the future. It is rare that we have more candidates than positions to fill and are delighted at the enthusiasm expressed by him and other Division members in becoming more active. No doubt you'll continue to see Mike in his more familiar role, that of clinician.

After many years of conscientious and devoted service to the Philadelphia Division, Director Pat McTeigue has decided to step down from his Board position. Pat was unquestionably one of the most organized people we've known.



(continued on page 2)

Form 19



From the Editor...

A lot has been happening on the Achievement Program front in the last several months.

One of the goals of the current Board of Directors was to increase the numbers of Philly modelers applying for AP certificates and the Golden Spike award. There is an enormous amount of modeling in our Division that deserves recognition nationally!

New board member Bill Fagan, already well known for his layout videos, has been promoting the Achievement Program during his visits with many fine modelers who were unaware of their potential for success in the program.

Working through Dave Messer, who is our Division Coordinator of the Achievement Program, several Golden Spikes and one AP Scenery certificate have been awarded. Their names appear in Dave's AP report on page 7 in this issue, and they will be awarded their certificates in public during upcoming Division meets.

The Golden Spike Award recognizes progress made in several areas, and has long been considered a "warm-up" for the other available AP certificates.

Without divulging premature information, as Editor, I can report that there have also been a larger group of actual AP certificates that have been awarded, as well. These will be reported by Dave in his columns, as they are approved by national over the next several weeks and months.

Dave continues to manage the AP program and uphold the high standards of the program. He is always available to help out and answer questions. In addition he fields all AP applications and coordinates the actual judging.

Suffice it to say that we as a Division are "on a roll" and expect to see many more names appear in the NMRA Magazine. Lets keep it up!

See you in Quakertown... Earl

Division News...

(continued from page 1)

Pat was the individual responsible for setting up the layout tours for the 2006 Independence Junction Convention, which ran flawlessly like clockwork. He put those same skills to work for the Division, coordinating the layout tours of the meets for the last six years. He has also shared the responsibility for arranging meet venues. Pat was a vocal contributor at Board meetings and his wisdom and insight will be missed. The Division extends its sincere gratitude to Pat for all of his hard work.

Taking Pat's place will be Bill Fagan. Bill is best known for his cab-ride and flyover videos of model railroads in the area, however he will now assume Pat's duties in addition. As Bill continues to make his way around the Delaware Valley to video and photograph as many layouts as possible, he will no doubt prove himself to be a natural for this position. In addition to and in sync with these duties, Bill continues to serve on the Achievement Program Committee.

Division Expands Apparel Choices

In the near future, members will have more choices of Division shirts, including short- and long-sleeve, button-down work shirts, a pocket polo, and a long-sleeve polo. A cap with the *PhillyNMRA* lettering may also be offered provided there is interest.

Newsletter Moves to Self-Publish

In an effort to reduce printing costs and better control scheduling, the Division Board of Directors has authorized the purchase of a laser printer capable of producing the large format pages required for printed version of *The Dispatcher*.

THE DISPATCHER

Editor

Earl Paine 610-831-9466
4325 Wendy Way
Schwenksville, Pa, 19473
earlpaine@verizon.net

Assistant Editor/Publisher

Howard Kaplan hakaplan@rcn.com

Submissions: THE DISPATCHER welcomes any model railroad- or railroad-related material. Members are encouraged to send in articles, letters to the editor, reviews, etc. The editor reserves the right to, when necessary, paraphrase small portions of the text in order to fit the space available.

Next Issue: October, 2016. Due out approx. Oct 15th. Deadline: Sept. 18th.

Online Subscription: Free. Make sure the Clerk has your current email address.

Print/Mail Subscription (b&w, first 8 pages): \$10.00 per yr. or \$2.00 per single issue. Send all print subscription applications, renewals, address changes, and payment to the Treasurer. Make checks payable to "Philadelphia Division, NMRA".

Division Personnel:

Superintendent

Joe Bergmaier 610-269-8558
531 Fillman Road
Downingtown, PA 19335
jober922@gmail.com

Assistant Superintendent/Scouting/ Member Outreach

Charles Butsch 610-446-2375
227 Mill Road
Havertown, PA 19083
cabutsch@gmail.com

Clerk/Membership

Mark Wallace 610-454-9510
665 Bonny Brook Ave.
Trappe, PA 19426
mwallace665@verizon.net

Treasurer/Webmaster

Howard Kaplan 610-626-4506
620 Edmonds Ave.
Drexel Hill, PA 19026
hakaplan@rcn.com

Directors at Large

Events/Layouts/Video - Bill Fagan
wfagan@comcast.net 215-675-4098

Events/Clinics - John Seibert
johnhseibert@comcast.net
267-319-5391

Ops/Social Media - Rob Hinkle
robhink@comcast.net 610-279-2394

Achievement Program Coordinator

Dave Messer, MMR 610-948-2191
263 Mingo Road
Royersford, PA 19468-3112
dmesserpr@comcast.net

Achievement Prog. Committee Chair

Earl Paine 610-831-9466
4325 Wendy Way
Schwenksville, Pa, 19473
earlpaine@verizon.net

June Meet Report

...by Mark Wallace, Clerk (Photos by Rob Hinkle)

Our spring meet and annual business meeting was held on Saturday June 11th, at the Newtown Public Library in Newtown Square, PA. Due to the library's hours, our meeting started a later time at approximately 10:15 AM.

Our "First Section," or "White Flag" program was the annual Business Meeting. Our Division's Bylaws require us to devote a portion of our May or June meeting to the necessary business of reviewing the Division's affairs and conducting our annual elections. Superintendent Joe Bergmaier called the meeting to order. The votes for the Board of Directors were tabulated while Clerk Mark Wallace, Newsletter Editor Earl Paine, and Treasurer Howard Kaplan gave their verbal reports. Other comments about the Division's scope of programs included the Achievement Program, the website, the Scouting Merit Badge program, social media such as Facebook, ops, and a general invitation for members to bring their models or to share some interest by presenting a clinic.



Superintendent Joe Bergmaier greets the group and calls the business meeting to order

After the voting tellers Charles Butsch, John Seibert, and Rick Melcher tallied the ballots received, the results of the voting for Board of Directors were announced. There were three positions open and four nominations received: incumbents Joe Bergmaier and Mark Wallace plus new nominees Michael Dettinger and Bill Fagan. Joe, Mark, and Bill received the most votes. We wish to thank Mike for

his interest in running for the Board and hope he will give it another try next year!

The business was informational with some give and take discussion from the members. With no further business, the group adjourned for fellowship, refreshments, and the remainder of the meet.

Our "Second Section" or "Green Flag" portion of the meet featured two aspects. Joe Bergmaier invited several guests who reside in the Division's territory and had photographs of their railroad modeling efforts published in either *Model Railroader* magazine or in the Walther's annual catalog. Gabe Menei from Brookhaven, Brent Monahan from Yardley, and Gary Sugden from Philadelphia each gave a short talk to the assembled group and showed examples of their work. There was much enthusiasm shown by the group.

Following another short break, our main clinician for the morning and one who is no stranger to the Division, Ramone Rhodes, presented "The Santa Fe Railroad in Chicago During the 1970s." Ramone led us through a fast-paced talk with numerous photos of how passenger service changed from the premier Santa Fe Super Chief to the trains of Amtrak's early years of service. He also covered how passenger service relocated from the traditional Dearborn Station to the Union Station facility presently used by Amtrak. Ramone showed a variety of other photos depicting second- and evolving third-generation diesels and service facilities that remained as part of the Santa Fe's continuing freight operations in the Chicago region.



Guest speaker Gabe Menei relates how his photos made it into the Walther's catalog

Due to the later hour and the looming afternoon, time did not permit a second clinic, so instead the 50/50 raffle was awarded and door prizes presented to many happy winners. The meet adjourned a little past 1:00pm.



Clinician Ramon Rhodes discusses the Santa Fe in the '70s

The afternoon layouts featured both the St. Albans Railroad (StARR) at the nearby St. Albans parish plus Bob Gross's N-scale layout located a few miles down the road from the meet site. The third layout announced at the Dunwoody Village Retirement Community did not have personnel available to open their layout room, but visitors were allowed to view the layout through large, picture windows.

The Division thanks the Newtown Public Library for allowing us to use its community room, as well as the StARR Fellowship, member Bob Gross, and Dunwoody Village who invited us to visit their layouts. We also thank

Mike Dettinger for his willingness to stand for election as well as our guest clinician Ramone Rhodes for journeying back for a visit. We thank all of you who came out to spend some time with us and who helped with conducting another successful Philly Division event. We hope you learned and had some fun, too!

Our next Division Meet will be on Saturday morning, Sept 10th, 2016, at the Quakertown Train Station, Quakertown, PA, in upper Bucks County. Further details about this meet are found on pages 1 and 7 in this issue. See you then! 🚂

MORE MEET PHOTOS ON PAGE 11

Last View of a Legendary Layout

Photos by Bill Fagan

The upcoming Quakertown Division meet will be the last chance for NMRA members to view Ron Patzer's legendary Stoney Creek Railroad in Sellersville, PA. This layout is one of the most outstanding in the Division as well as the MER (and the nation).

Ron has some very spectacular scenes highlighted by scratch built viaducts and bridges, including the Nicholson and Starrucca Viaducts. Structures are not forgotten either. The main station features a shed and many details to remind you of the real thing. The layout is HO Scale 26' x 46' set in the 1950 to 1975 time frame, freelancing the prototypes of DL&W, Erie, E-L, and the PRR within PA, NJ, & DE over a 1000' main line. The main line radius is 36" on 1/2" homosote over 1/2" plywood. Previous control was via DC momentum memory throttles from MR article. Currently DCC. The layout is a walkaround arrangement through one 60-inch duckunder; steam, diesel, passenger, and freight; hidden staging w/continuous running; superelevated curves; three helixes.

Ron's layout has been featured in Model Railroader and many other publications and has been a staple of the November Model Railroad Open House event as well as many NMRA meets.

Ron will be dismantling the layout soon after this final showing and will have kits and rolling stock for sale that afternoon. He plans to move into smaller quarters and start his next layout.

The Division is honored to be able to offer this opportunity for a final time. Don't miss it! 🚂



Division Board Considers Future Projects

One of the main tasks of the Division Board of Directors is to do both financial and logistical, long-range planning. To that end the Board will be seeking input from all members on the following possible, future, major events. Members can contribute input via email, through the website at <http://www.phillynmra.org>, or on our Facebook social media page. Input will also be sought at upcoming Division meetings and events.

- **PhillyOps** – At the June Division meet we asked for fundraising suggestions. Member Alan Silverblatt suggested an “Ops ‘till You Drop” weekend similar to the Susquehanna Division’s October event, as well as many others held across the country. The Philadelphia Division has more than a few outstanding layouts capable of hosting visitors for an intense Friday through Sunday ops event. For more information on other ops events, point your browser to the OpSIG website at <http://www.opsig.org> and click on “Coming Events.” Potential, long-range dates include sometime in 2018.
- **Hosting the next MER Convention** – The last time the Division hosted an NMRA event was the 2006 “Independence Junction” National Convention. Although the Division helped with last year’s MER convention hosted by New Jersey, it’s time to step up again, but this time at the helm. Projected date is 2019.

Either of these events will require some “heavy lifting” by a large group of members and layout owners. The seven Board members cannot do this on their own! Let them hear from you as they proceed with these considerations. 📣

Do You Have a Layout?

Want it videoed to preserve the memories? Want a video of it viewed from the engineer’s cab, a flyover of the entire layout, a caboose view looking forward, or railfanning views of your moving trains passing by?

Hi, I’m Bill Fagan and I video model railroads as a hobby. I’ve done layouts in PA, NJ, MD, ID, CA, and FL. They can be seen on the www.phillynmra.org website or on YouTube by searching Bill Fagan’s RR.

Some may think there is a charge and not be interested. I video, post on YouTube and a few rail sites (Trainboard & Railwire), and mail a DVD to the modeler of everything taped or photos taken, all for **FREE**.

Also, on occasion *Model Railroader* puts one of my

videos on their website under “User Videos,” and on occasion they have one of these featured in their online newsletter. I presently have 800+ subscribers and 305,000+ views of 319 videos encompassing 98 layouts on YouTube.

I will come and video your layout within a reasonable distance. I have a flat car with a camera mounted on it. Your engine pushes it around the layout, giving you a view you’ve never seen before. It’s a great way to show off your railroad and have as a lasting memory. As an

added bonus, it finds kinks in the track, missing scenery, etc.

I can do multiple videos: cab view, flyover, railfanning (your trains passing by), east-bound, westbound, northbound, southbound, branch lines, and a caboose view, as well. It’s your call—whatever you want videoed.

A few things to keep in mind when I do video. The camera picks up people talking, people in the camera’s view, and items around the railroad like tools or cars off the track.

Prepare a sound engine if available to do the pushing, have trains ready to pass as the camera car goes by, and turn on all your lights.

Lastly, if anyone knows of any non-NMRA model railroad owners that may be interested in a video, have them contact me, or send me their information and I will contact them. Phone me at 215-675-4098 or email me at bfagan777@hotmail.com. 📣

November Open House Changes

Take a look at your calendars! September 15th is the deadline for registering your layout for the annual November Open House layout tours. Last year, over 125 events were spread across four states and were enjoyed by countless modelers. The tours, originally the brainchild of Bruce Friedman, have become a well-known and expected celebration of National Model Railroad Month.

For this year’s layout tours, Pennsylvania and New Jersey will publish their layouts separate from Maryland and Delaware. The Philadelphia Division has members in both Delaware and Pennsylvania so layout owners need to take note of the change.

The following section is the notice from founder Bruce Friedman explaining the new procedures:

Hello everyone. I wanted to make an announcement and a change to our Open House Schedule that is coming up this fall. Some changes have been

made and I wanted everyone to know now so we can all adjust. Starting with this fall's Open House schedule, the DE, MD, PA, and NJ schedule will be spilt into 2 schedules. The DE/MD schedule will be managed by Joe Walters and will be located at the same website we have used for years. Karen will still be the website coordinator working with Joe, and Fran Giacomia will also work with Joe and handle the MD section. The following is the website:

<http://www.modelrailroadopenhouse.com/index.html>

Jerry Britton will have a separate schedule for PA and NJ. This schedule will be on Jerry's website:

<http://pennsyrr.com/index.php/model-railroad-open-house>

Things will not change. The usual coordinators will still contact layout owners and they will try and publish on the same deadlines we have used in the past. You will just have to download two schedules

going forward. This will make things easier to manage as the schedule was getting too large. The Facebook page will promote both schedules and I will be here to answer questions and promote the layouts. Anyways, I hope everyone had a nice winter and spring and enjoy your summer. The two schedules will start up in August. Be well.

Bruce Friedman

Dispatcher Editor Earl Paine has volunteered to coordinate Philadelphia and its four surrounding counties. Earl has already started the process of posting layout events. If you have not yet contacted him with your dates and times, please do so immediately. The deadline mentioned above (Sept. 15th) is strictly enforced. Earl's email and contact information is posted in this newsletter's masthead located on page 2.

Division members residing in Delaware need to register through the original (first) website listed above. 📧

Newsletter Articles Desperately Needed! ...or How to Become a Model Railroad Author Without Really Trying

Let's start out with the same question Bill Fagan asked on the previous page, "Do you have a layout?" If the answer is yes, you can become a model railroad author, contribute to *The Dispatcher*, and earn points toward your AP Author Certificate, and all with relatively little effort.

How? Well if you have a layout, then you're automatically an expert on that subject. Just as the model railroad magazines run spreads on home layouts around the world, *The Dispatcher* seeks to feature the layouts of our own members.

What do you need to include? Well, a track plan would help. Odds are you already have one which you developed prior to building your layout, so a copy of that would be fine. If you want to embellish it with landscaping the way professional publications do, so much the better, but it's not essential. And photos if you have any, or one of us will be happy to come out and photograph your layout.

What else should you include in your article? Here's a checklist; it's by no means complete, but enough to start you thinking:

- **Planning:** Givens and Druthers—what are you stuck with and what are your preferences? Did you dream up the layout or follow a published plan—or a combination thereof? What criteria influenced the plan? Mainline railroading or switching? Freight or passenger service?
- **Theme:** Freelance or Prototype. Strict prototype or proto/freelanced. What were your influences?
- **Scale:** What scale did you choose and why?
- **Layout room:** Did you have to prepare it in any particular way? Lighting, ceiling, dealing with appliances, fixtures, mechanicals, safety issues, fire issues, headroom issues, etc.

- **Benchwork:** May seem trivial to some, but many modelers are very interested in how this was done.
- **Backdrop:** Did you create one and if so, describe how you did it.
- **Trackwork:** What kind of roadbed and sub-roadbed? What brand and type of track did you use? What code rail? How about the turnouts? Hand laid or flex/sectional track. Any particular methods used? How about ballasting?
- **Structures:** Kits, kitbashed, scratch built.
- **Scenery:** How did you approach it and what methods used? Any particular feature you want to focus on?
- **Electronics used:** Signals, lighting, automation.
- **Layout lighting**
- **Fascia and skirting**
- **Controls:** DC, DCC, sound, brands used, control panels, turnout control, control of any automation.
- **Locomotives and rolling stock:** How decorated? Stock or custom decal/painted. Numbering schemes, roads modeled.
- **Operation:** Do you conduct operating sessions? What systems and methods do you use (waybills, car cards, switch lists, etc.)?

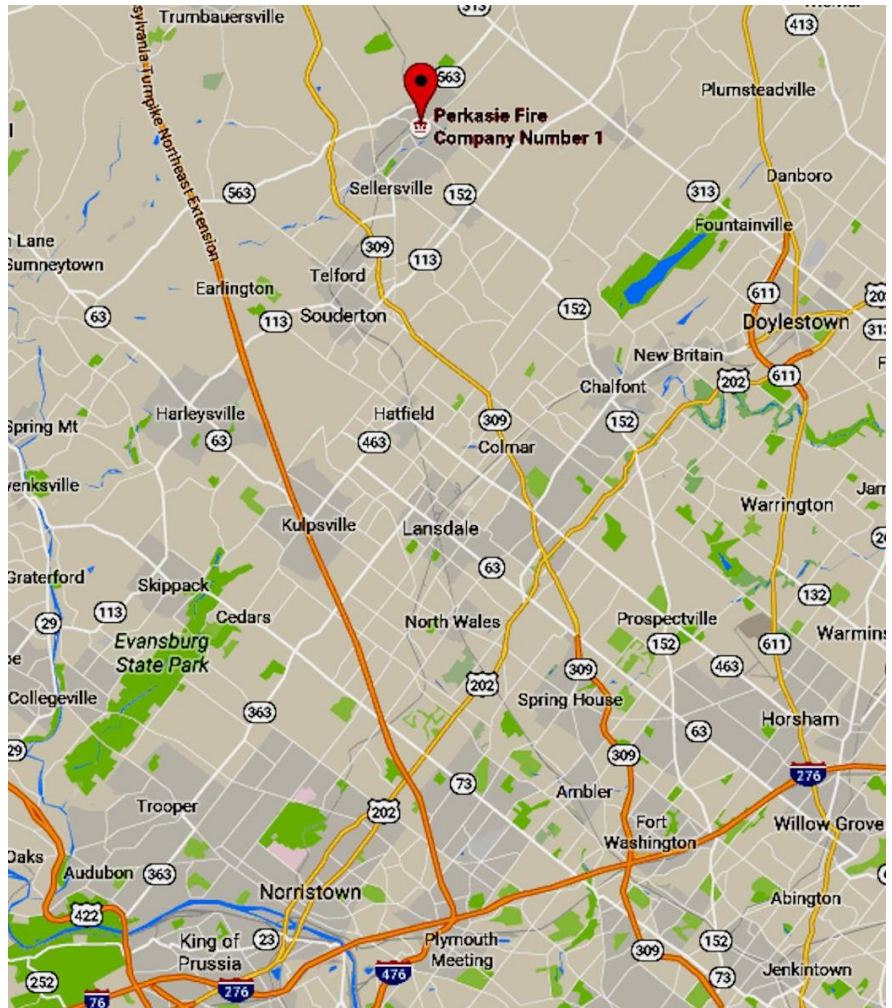
This certainly doesn't cover everything, but you get the idea. And *you* don't have to cover everything, either—only what you want—or perhaps just one facet in more detail.

What if you're not a writer? No worries. Just jot down as much as you can, written as well you can, and *The Dispatcher's* editorial staff will do the rest. We'll turn the whole mish-mash into an article. But we need **YOU**, because you are the expert—only you know everything about your layout. 📧

September Meet Directions – Perkasio Fire Company

Take I-276/PA Turnpike to
Exit #339/Fort Washington
Head north on PA-309 N
16.5 mi
Take the PA-152 exit toward
Telford/Sellersville
Turn right onto PA-152 S/State St.
0.7 mi
Turn left to stay on PA-152 S/E Park
Ave. (sign says Bethlehem Pike)
becomes S. Main St.
0.8 mi
Slight right onto E Park Ave
0.5 mi
Continue onto Constitution Ave
0.5 mi
Turn left onto Menlo Park/W Walnut St
Continue to follow W Walnut St
0.3 mi
Turn right onto S 5th St
0.3 mi
Destination will be on the left

Perkasie Fire Company Number 1
100 N 5th St.
Perkasie, PA 18944



AP Report

...by Dave Messer, MMR

I am very pleased to report that Alden Smith has completed the requirements for the Achievement Program Certificate for Structures. Alden's excellent around-the-room Western Maryland layout has quite a few scratchbuilt and well-detailed structures, and the layout room itself is beautifully furnished and decorated.

I am also pleased to announce that Earl Paine and Bill Fagan are authorized to act as witnesses for meeting Golden Spike requirements as an introduction to the AP program, either in conjunction with Bill's video efforts or separately. Those who have recently completed the GS requirements are Ron Albert, Charlie Long, Norma Toll, and Al Zollers.

If anyone wishes to pursue the Achievement Program further, they should check the requirements at the NMRA website www.nmra.org and contact me at 610-948-2191 or dmesserpr@comcast.net with any questions. AP reviews will only be carried out after the paperwork has been completed and sent to me.

Planning Ahead – Division Meets & Other Upcoming Events

September 10, 2016 Philadelphia Division Meet Quakertown Train Station Quakertown, PA	September 17, 2016 New Jersey Division Meet M. Joan Pearson Elementary School Delanco, NJ	October 20–23, 2016 MER Convention “Tracks to the Triangle” Durham, NC
November 2016 Philadelphia Division Meet Brandywine Town Center Wilmington, DE	January 2017 New Jersey/Philly Joint Division Meet Haddon Township High School Westmont, NJ	March/April 2017 Philadelphia Division Meet TBA

Check <http://www.phillynmra.org/regional-timetable> for links to these and other upcoming events.

THE DISPATCH

Official Publication of the Philadelphia Division
of the National Model Railroad Association

**4325 Wendy Way
Schwenksville, PA 19473**

Inside:

- September Meet Info
- Have Your Layout Videoed
- June Meet Report
- November Open House Changes
- Becoming an Author
- Last Look at a Masterpiece

Do you need to renew? If the date on your mailing label is highlighted, please renew promptly. Thank you for renewing promptly. New members receive one complementary printed copy.

Discounts for Division Members at Local Hobby Shops

Be sure to patronize the area's hobby shops that are now offering discounts on model railroading purchases to members of the Philadelphia Division.

Iron Horse Hobby Shop

60 S. 6th St.

Reading, PA 19602

10% discount with \$10 min purchase

J & D Whistle Stop

106 East Broad Street

Quakertown, PA 18951

15% discount on non-sale items

Lin's Junction

128 South Line St.

Lansdale, PA 19446

5% in addition to already discounted prices

Nicholas Smith Trains

2343 West Chester Pike (PA-3)

Broomall, PA 19008

10% discount (excludes O & G items)

VIEW THE DISPATCHER FREE ONLINE IN FULL COLOR! ADDITIONAL ARTICLES, PHOTOS, ANNOUNCEMENTS & EVENTS, SALE ITEMS & ORDER FORMS, NMRA NEWS, AND MORE!

Division Shirts & Patches



DIVISION SHIRT/PATCH ORDER FORM

The shirt is the Port Authority *Silk Touch* polo, a black, cotton/polyester knit with the division logo patch on the left chest and, if you desire, your first name embroidered on the right chest. The shirt is lightweight, comfortable, and virtually wrinkle-free. Shirts and patches may be ordered at most meets or anytime by mail or PayPal. Multiple orders for non-identical shirts should be placed on separate forms.

Name: _____ Phone: _____

Address: _____ Email: _____

City, State, Zip: _____

Circle Shirt Size: S M L XL @ \$16 2X @ \$18 3X @ \$20 Quantity: _____

First Name added? No Yes @ \$5 ea. Name as you'd like it to appear: _____

Check one: _____ Shipped \$5 (free for Division members) + \$2 each add'l _____ Pick up at future meet

Note: Shirt includes a patch already ironed and sewn on.

Additional Patches @ \$3 each Quantity: _____ _____ Shipped @ \$1 for 1-2 \$2.50 for 3 or more
Note: Patches have an iron-on backing (free shipping with shirt order)


Total: \$ _____ Make check or money order payable to: **PHILA DIV NMRA**

Signature: _____ Date: _____

Mail to: **Philly Division Sales, 620 Edmonds Ave., Drexel Hill, PA 19026**

Info/Questions: **610-626-4506** phillynmra@gmail.com We accept PayPal – email for invoice.

See our website for more information: www.phillynmra.org



ACHIEVEMENT PROGRAM GOLDEN SPIKE AWARD APPLICATION FORM

PLEASE COMPLETE THIS APPLICATION FORM AND SEND TO YOUR REGIONAL OR DIVISIONAL AP CHAIR

Member's Name: _____ NMRA#: _____ EXP: _____

Address: _____ City: _____

State/Prov: _____ Country: _____ Postal Code: _____

Date Submitted: _____ Region: _____

The Golden Spike Award will be awarded to any NMRA member who has completed the Qualifications Checklist, obtained the necessary signatures and who does not hold MMR status. It will be administered by the regional and divisional AP Chairs. AP regulations and definitions apply for scratch building and super detailing. To qualify for the award the member must complete the following checklist, obtain the signature of the divisional AP Chair or another NMRA member designated by the divisional Chair. The divisional Chair will submit the signed form to the regional AP Chair who will issue the Golden Spike Award certificate.

QUALIFICATIONS CHECKLIST:

1. Rolling Stock (Motive Power & Cars):

Display six units of rolling stock either scratch built, craftsman kits or super-detailed commercial kits.

2. Model Railroad Setting (Structures & Scenery)

Construct a minimum of eight square feet of layout including scenery.

Construct five structures either scratch built, craftsman kits or super detailed commercial kits. If a module has less than five structures, additional structures separate from the scene may be presented.

3. Engineering (Civil & Electrical)

Three types of track required (e.g. turnout, crossing, crossover, etc.). All must be properly ballasted and installed on proper roadbed. Commercial track may be used.

All installed track must be properly wired so that two trains can be operated simultaneously (e.g. double track main, single track main with sidings, and block or command control).

Provide one additional electrical feature such as power operated turnouts, signaling, turnout indication, lighted buildings, etc.

Witness: _____ Print Name: _____ NMRA #: _____

Regional AP Chair: _____ Region: _____

June Meet Photos

Photos by Rob Hinkle



Nominating Committee Chair Charles Butsch announces the election results



Superintendent Joe Bergmaier introduces the guests and new members



Events/Clinics Director John Seibert delivers his annual report



Clinician Ramon Rhodes speaks to a packed house



Brent Monahan, whose photos have appeared in the Walthers catalog, shares some of his techniques



George Phillips (right), president of the StARR Club, accepts thanks from the Super for hosting an open house



Naptime: Treasurer Howard Kaplan describes how he cooked the books



Clerk Mark Wallace delivers his annual report





Ramon Rhodes ponders where he'll hang yet another certificate

Bob Gross's PRR – Schuylkill Valley Branch

In 2014, Bob converted this 12' x 24' N-scale layout from a freelance railroad to one based on the prototype. A trip to northeast and western Pennsylvania, West Virginia, and Ohio convinced him that he wanted an operations-oriented railroad centered on the coal industry. Motive power is primarily diesel, some with sound, although small steam locomotives work the yards. There is also an active freight operation serving a number of varying industries. The largest is the McLaughlin Fabric Mill fashioned after an actual mill located on the Brandywine River in Delaware. Banlon, the first stretch fabric, was invented here. Control is DCC provided by Atlas who has discontinued the product.

Photos by Howard Kaplan



Dunwoody Village Retirement Community

For many years the railroad enthusiasts residing at Dunwoody have worked on constructing a model railroad in the train room in the basement of this facility. As one can see from the photos, their work was a labor of love.


Photos by Howard Kaplan



St. Alban's Fellowship (StARR)

The St. Albans Railroad is a permanent modular model railroad occupying the basement of the St. Alban's Church in Newtown Square, Pennsylvania. The club is open regularly to the public during the holiday season and on special occasions in conjunction with PhillyNMRA meets. In June of 2014 they held a very successful and enjoyable ops session for our members in conjunction with one of our meets.

Photos by Howard Kaplan



Upcoming NMRA Conventions



NMRA 2017 Orlando

2017

<http://nmra2017orlando.org/>



NMRA 2018 Kansas City

2018

<http://www.kc2018.org/>

NMRA 2019 Salt Lake City

2019



A special note about the promotional emails you'll be receiving from the NMRA.

Beginning this August the NMRA will be sending all members one promotional announcement per month from video production companies who are supporters of the NMRA.

As we mentioned in the July/August *NMRA eBulletin* article, these promotional announcements are in exchange for these model railroad video production companies donating videos to the NMRA. In other words, the video production companies are giving us educational videos for our website for viewing by NMRA members, and we are passing along information about those video production companies to NMRA members.

As the article stated, the NMRA mailing list never leaves our hands -- the video companies are sending us the graphics for their promotional email and the NMRA is sending out the emails, not the video production companies. So no outside company will ever see your personal information or email address, nor will they be able to use or sell your email address. Your email address remains private and in the hands of the NMRA only.

There will only be **one promotional email per month** sent to you. You can choose to click on the link to participate in the promotion, delete the email, or ignore the email. You can also opt to unsubscribe from the promotional emails by using the "SafeUnsubscribe" link at the bottom of the promotional email page. Unsubscribing from the promotional emails will not affect your subscription to the bi-monthly *NMRA eBulletin*. In other words, you'll still receive the *NMRA eBulletin* even if you opt to unsubscribe from the promotional emails. (Note: do NOT unsubscribe from this email, or you will cease to get anything from the NMRA.)

Please note that if you choose to respond directly to the video production company's promotion, you may begin receiving email from the video production company directly.

We think that receiving educational videos for our members is a great benefit... one that is well worth the inconvenience of one promotional email per month.

We hope you take advantage of this special opportunity by watching -- and learning from -- the videos these companies are giving us! The videos will be uploaded to our site in a week or so. To find them, go to the Members Only portion of www.nmra.org and look under the "Special Programs" menu found near the top of the page.

[Gerry Leone](#), MMR
NMRA Vice President / Special Projects



There Ain't Nothing Like the Real Thing!

In less than 100 days, **Tracks to the Triangle**, the 2016 MER convention will offer attendees a variety of prototype tours and events that are certain to educate, entertain you and inspire your modeling.

- Tour a 1911 Pullman sleeper, *The Villa Real*, undergoing restoration by her owner in downtown Raleigh next door to the restored Seaboard Coastline station.
- Visit the New Hope Valley Railroad in historic Bonsal NC. NHRV operates restored prototype locomotives and rolling stock over 6.5 miles of track. Equipment includes General Electric and Whitcomb diesel-electric locomotives, a tank (0-4-0) steam locomotive, and passenger and freight cars. In addition to offering rides aboard the restored equipment, NHVR is also an open-air museum with a number of current and future restoration projects available for up-close inspection and photography. It also boasts a G-scale model garden railroad, with miniature trains that run on more than 1000 feet of track complete with tunnels, bridges, plants, trees, houses, churches and even its own engine house.
- The Tichy Train Group factory in nearby Burlington offers MER convention attendees a chance to get a behind the scenes look at a one of today's finest manufacturers of craftsman styrene rolling stock kits and detail parts for cars and structures.

All prototype tours are available for a nominal extra fare when you register for Tracks to The Triangle on the convention website, www.mer2016.org. The prototype section of the website includes additional information and more photos of each tour as well as links to other self-guided railfan attractions in The Triangle area. Plenty of tickets are still available for the Villa Real and New Hope Valley Railroad tours. Tichy Train Group tickets are going fast, but limited tickets are still available.

We look forward to seeing you at Tracks to the Triangle, October 20-23 2016 being held at the Marriott at Research Triangle Park in Durham, NC!

TRACKS TO THE TRIANGLE ... *continued from previous page*

1911 Pullman - Villa Real



New Hope Valley Railroad



Questions: contact Jack Dziadul - jackdziadul@gmail.com

TRACKS TO THE TRIANGLE (earlier press release)



Something to See from N to G!

No matter what scale you model, you are certain to find inspiration at the 2016 MER Convention, Tracks to The Triangle.

The layout tours include exciting N-scale layouts by Bruce Faulkner, David Koss and Michael Pennie. Bruce's CSXT Shenandoah Division is a large double deck layout featuring heavy-duty mainline railroading. It was featured in *Model Railroad Planning 2010*. Michael Pennie's Penn Central Railroad—Lehigh & Delaware Division is an 1100 square foot basement layout set in the early 1970's. It was featured in *Great Model Railroads 2007*. Dave Koss's ACL Spartanburg Division is a point-to-point layout designed for operation, with 100 feet of mainline track including lots of switching. It is set in the mid 1960's. Mike and Dave's layouts are also included on the Operations Callboard.



Dave Koss's N-scale Layout

Several stunning O-scale layouts are open for visitors, including Jerry Davis's Tehachapi Pass, a basement size multiple level layout featuring transition era Southern Pacific motive power with freight and passenger traffic. His layout has been showcased in *O Scale Trains Magazine* (Sept/Oct 2010) and *Great Model Railroads 2015*. Will Allen's Duckunder Terminal Railway is a proto-freelanced Norfolk and Western transition era 3-rail layout that features coal hauling and port operations. It features beautifully detailed structures. Will's layout was featured in the April/May 2008 *O-Gauge Rail-Rodding Run* and on WRAL-TV in Raleigh.

TRACKS TO THE TRIANGLE *...continued from previous page*



Jerry Davis's O-Scale layout

Narrow gauge enthusiasts will want to see Charlie Rausch's On3 Rio Grand Southern, Eastern Division and model railroad author Lou Sassi's On30 Sandy River & Rangeley Lakes Railroad. Both feature a wealth of detailed structures and scenery as well as plenty of steam power.

Three club layouts included on this year's layout tours feature a variety of layouts in different scales. The Cape Fear Railroaders has layouts in G, O, HO and N scales. The Carolina Model Railroaders in Greensboro, NC have both an HO and N scale layouts. The Neuse River Valley Model Railroad club in Raleigh have examples of modeling in all scales from G to Z. All three clubs' layouts are handicap accessible.

In addition to operational 1-1 prototype rail equipment, The New Hope Valley Railroad museum has a G-scale garden railway on the grounds.

To see photos and read more information about these layouts and to register for Tracks to The Triangle please go to the convention website : www.MER2016.org

Questions: contact Jack Dziadul - jackdziadul@gmail.com

Jack Dziadul, Co-Chair, Tracks To The Triangle

Stephen Milley, Co-Chair, Tracks To The Triangle

AROUND THE DIVISION

Photos by Earl Paine


The Dispatcher continues to travel to various layouts around the Division and is pleased to cover the under-construction layouts of Norma Toll and Charlie Long over the next several pages.



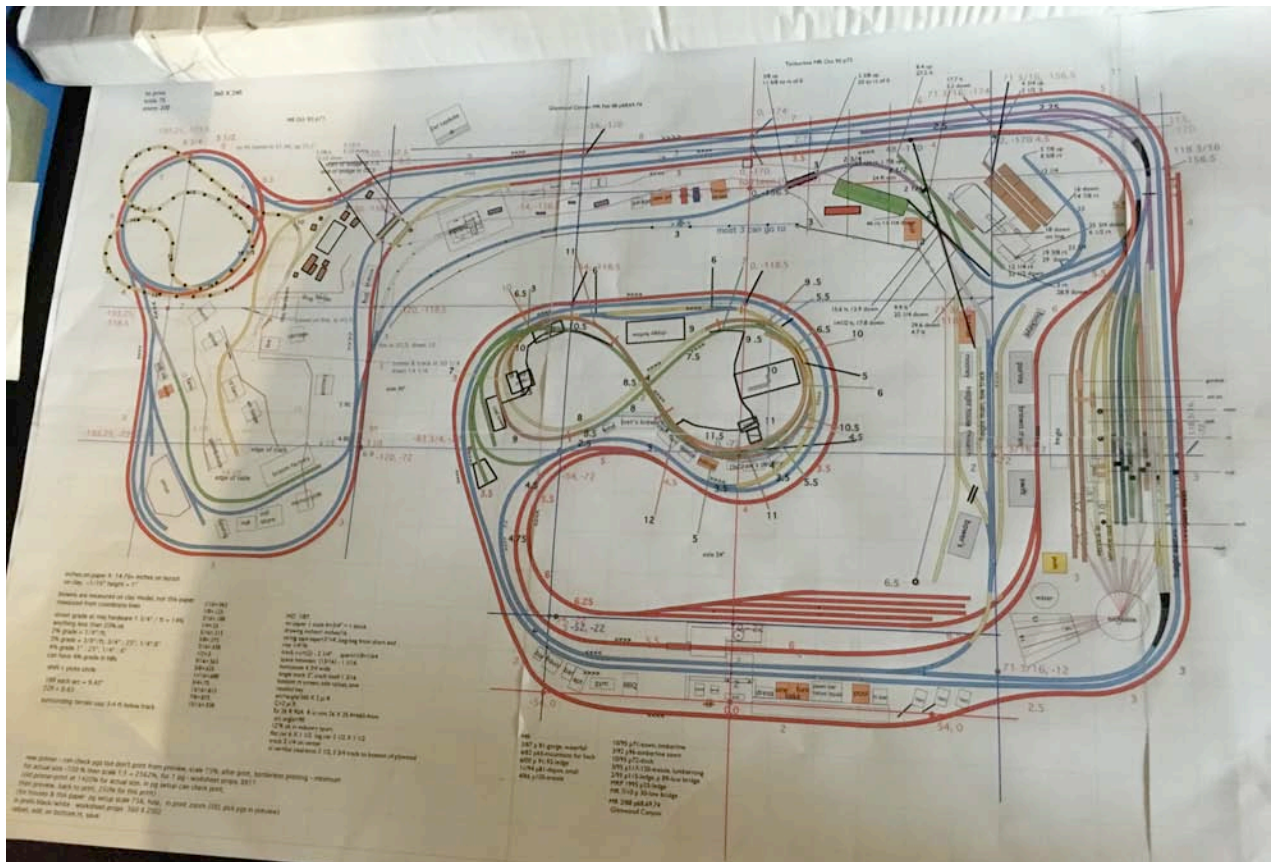
Norma Toll supervises operations




Above 2 photos: Samples of Norma's structure detailing




Above: More photos of Norma Toll's layout. Note the exquisite interior detailing of her structures.





Norma Toll's scale track diagram (above) and her small scale mock up of the layout pre-construction (below)





Charlie Long continues construction on his outstanding traction layout. Charlie is doing extensive work with electronics and hand laid city trackage. This layout resides in a custom decorated space replicating a local PTC station!





Elevated structure descending to street



Hand laid intersection scene



Marquee anchors the modeled time period



Board Member Bill Fagan ponders the room's atmosphere