



THE PHILADELPHIA DISPATCHER

Official Publication of the Philadelphia Division
of the Mid-Eastern Region,
National Model Railroad Association

December 2012 Volume 19, Number 5

<http://www.phillynmra.org/>



JANUARY 2013 DIVISION MEETING TO BE HELD IN NEW JERSEY

We are pleased to announce the details of our Winter Division Meeting, which will be jointly held with the New Jersey Division at Haddon Township High School in Haddon Heights, NJ. The meeting will start at 9:00 am. Driving directions are located on page 7 of this issue.

Editor's note: The following information on the meet is reprinted with permission of the New Jersey Division.

What has now become a tradition, our meet at Haddon Township High School on January 12 will be a joint meet with our neighbors across the river. We have a very nice large space, so come join the camaraderie and general good time.

Bring your white elephants, no table reservations required. Bring your contest entries! The topic for this meet is Railroad Structures: Stations, Switch Block Towers, Water or Coaling Towers, MOW Sheds, Bridges, Watchman Shacks, Yard Offices, etc.

As has also become our custom, we will have two very interesting clinics. The first will particularly interest your editor, just like the railroading in the Chicago area.

Guest speaker Ramon Rhodes will present Santa Fe Operations in Chicago. For those of you who had the opportunity to see Ramon at the Santa Fe society meeting earlier this year, I'm sure you'll enjoy the encore. If you didn't, you're in for a treat.

Greg Shindledecker, from the Philly Division, will present our second clinic. Greg will show us how he created a nearly seamless backdrop for his railroad from aluminum flashing material.

Don't forget that there will be the usual January meet Friday night open house tour. We'll have five railroads open on Friday night and eight on Saturday afternoon. Maps and directions to the Friday night open houses will be emailed by request from The Dispatcher Editor. earlpaine@verizon.net

MARCH DIVISION MEET TO BE HELD IN HISTORIC STATION

The Philadelphia Division March Meet will be held for the first time in Quakertown, PA on March 9th.

Division board member Pat McTeigue has procured the historic train station in the center of town as the venue for the meeting. Recently renovated, the facility is steeped in Reading Railroad history and is an ideal venue for the meeting.



In addition to the regular clinics, members of the nearby Coopersburg Society of Model Engineers will be present at the meeting and will describe their layout and its planning and concept.

After the lunch break, all attendees are invited to tour the Coopersburg club layout starting at 1:00 and be guided by the club members through the layout as well as experience its operations.

Later in the afternoon there will be 2 other layouts in the Quakertown/Coopersburg area open for your inspection.

ANDY SPERANDEO TO APPEAR AT MAY JOINT MEET

Once again, the May division meet will be held in conjunction with the East Coast Santa Fe Modelers on the campus of Delaware Valley College in Doylestown, PA. The date has set for May 10-11.

Medical issues prevented Andy Sperandeo from presenting last year, but he is now doing well and is looking forward to joining us this Spring. Other presenters are being lined up for the meet as well. Stay tuned to upcoming issues of *The Dispatcher* for developing information.

The division will again be paying admission for pre-registered division members in good standing.

From the Editor



Greetings everyone! Now that November (better known as model railroading month) has passed, the holiday season is upon us. This time of year elicits memories of holiday trains and their effect on our hobby beginnings and interests.

For me it was American Flyer S scale trains and then eventually Mantua HO trains that were set up upstairs in the living room during December.

The operative word here is "upstairs." This was not a basement or railroad room display, but one exposed to all who entered the house during holiday season. "Roundy round" and boring as they were, they commanded the attention of all, both those interested in trains, and those who were not.

I now consider myself a "serious" model railroader with a growing basement railroad, and as a result have neglected the upstairs holiday display in recent years.

How many potential future modelers who enter the house will miss the possibility of gaining interest in our hobby? With the presence of so many other hobby outlets, the upstairs display is likely more important than ever!

This year, the addition of the first two grandsons to our family, have once again sparked my interest in a holiday layout, but why should that be the stimulus? I could have been doing it all along.

It would behoove us all to break away from our main railroading efforts and attend to this holiday tradition. It can only benefit the hobby!

We wish you and yours a happy holiday and a prosperous New Year filled with model railroading!

See you in New Jersey... Earl

From the Superintendent



Your division board has been wrestling with a quandary: How to get more of the NMRA members who reside within the division to attend our meets and division functions. We have just shy of 300 members in our division but we seem to average about 30 to 35 attendees at our meets. Some of you may not realize it, but unlike years gone by, you are now automatically a member of the Philly division once you join the NMRA at the national level and live within our division boundaries. You do not have to pay any additional dues to be part of the division. That's all there is to it. We only charge for, and only at your request to receive, a mailed hard copy of a black and white version of this *Dispatcher* which is also available absolutely free and in color on-line with plenty of photos and content not available in hard copy.

The board has been contemplating various ways to reach out to our members to gather more insight into how to generate more value for, and inclusion into our division community. One way is with a new column we are kicking off in the *Dispatcher* titled: "Why I Joined the NMRA." We are asking for volunteers to write a paragraph or two about what they get out of being an NMRA member at the division level. I volunteered to kick it off. So here is my "Why I Joined the NMRA:."

I come from a family of model railroaders. My dad always had a model railroad going and he let my brother, Lane and me be part of it. As I got older other interests took over and right about the time I started to approach being an empty nester my parents moved into a

...continued on page 3

THE PHILADELPHIA DISPATCHER

Official Publication of the
Philadelphia Division,
National Model Railroad Association
<http://www.phillynmra.org>

Editor
Earl Paine (610) 831-9466
4325 Wendy Way
Schwenksville, Pa, 19473
earlpaine@verizon.net

Submissions: THE PHILADELPHIA DISPATCHER welcomes any model railroad- or railroad-related material. Members are encouraged to send in articles, letters to the editor, reviews, etc. The editor reserves the right to, when necessary, paraphrase small portions of the text in order to fit the space available.

Next issue: Feb. '13. Due out approx. Feb 15. Deadline: Feb 1, 2012

On-Line Subscription: Free
Make sure the clerk has your current email address.

Print/Mail Subscription: \$7.00 per year.

Address all print subscription applications, renewals, address changes, etc. to the clerk. If the date in the upper right corner of your mailing label is highlighted, your subscription will expire soon. Please mail payment to the clerk. Make checks payable to "Philadelphia Division, NMRA"

Division Personnel:

Superintendent
John Seibert (610) 489-7780
3915 Township. Line Road
Collegeville, PA 19426
johnhseibert@comcast.net

Assistant Superintendent
Joe Bergmaier (610) 269-8558
531 Fillman Road
Downingtown, PA 19335
job922@gmail.com

Clerk (610) 454-9510
Mark Wallace
665 Bonny Brook Ave.
Trappe, PA 19426
mwallace665@verizon.net

Treasurer
Howard Kaplan (610) 626-4506
620 Edmonds Ave.
Drexel Hill, PA 19026
hakaplan@rcn.com

Achievement Program Coordinator
Dave Messer, MMR (610) 948-2191
263 Mingo Road
Royersford, PA 19468-3112
dmesserpr@comcast.net

Board Members at Large
Pat McTeigue (215) 441-8407
tonightowl1@comcast.net
Greg Shindledecker (610) 383-7767
greg@shindledecker.com
Brian Good (215) 582-6983
b3good1@verizon.net

Mid-Eastern Region, N.M.R.A.

Fred Miller MMR Business Manager
8960 Challis Hill Lane
Charlotte, NC 28226-2686
(704) 752-5138

From the Superintendent

...continued from page 2

retirement community and Dad gave me his N gauge stuff. After a few years I decided to dust it off and build something with it. The more I got into it, well...the more I got into it. My problem was I didn't know anyone locally and didn't want to be a "lone wolf."

Even though he lives upstate, Lane knew a lot of local model railroaders through NMRA and introduced me to Steve Salotti, Jim Dahlberg, Dick Foley, Jim Hertzog and many others. I realized these were a great bunch of guys who welcomed me and generously shared what they did. It didn't take me long to realize that there wasn't any hard and fast way to do things. There were only things people tried that you could do

yourself or put your own spin on. You could even come up with something completely new. In any case, there were lots of people who also liked to see and hear what someone else did.

I was a little hesitant to tackle a big project like a layout and found that there were others nearby in the same boat. About 7 or 8 years ago Brian Good, Alex Charyna and I decided to start a round robin group. It now has 10 guys. We all got to know each other through the Philly Division of the NMRA. I don't think I would be where I am with my layout and I certainly would be minus dozens of friends if it wasn't for the NMRA. NMRA isn't just the standards that make our hobby possible, it's also a community. Come on out and join the gang!

... John Seibert

PHILLY DIVISION AWARDS AT THE MILEPOST 40 MER CONVENTION

... by Eric Dervinis

As the official representative of the division, I presented the special awards at the Milepost 40 Awards Ceremony. This year both winners were present to receive their awards in person.

The Bud Kaiser Award went to Ron Parisi for his HO New York Central 46' Gondola with AC&F Cement Canisters

The Philadelphia Division New Modeler Award went to Richard Dietrichson for his Blue Ridge Still.

The division has continued the funding of these awards through 2014.



DIVISION BOARD SETS DUAL THEMES FOR 2013 CLINICS

At the December meeting of the executive board it was decided to place a dual focus on the clinics and presentations to be undertaken in 2013 and beyond. It is intended that each meet will feature a presentation on a prototype railroading topic as well as a presentation related to the NMRA's National AP Certification Program.

The AP presentations will feature information intended to assist and inspire division members interested in pursuing the Master Model Railroader Certificate. This effort will hopefully increase the number of certificates awarded to Philadelphia Division members. Division AP Chair Dave Messer also remains available to assist members with the program.

The already popular prototype presentations will continue to feature both contemporary and historical topics related primarily to the local railroading area.



Recently one of my operating crew buddies announced he was hosting an open house in the near future coinciding with the annual train hobby's prime season of November and December. In anticipation, we headed over to his railroad to prepare for such. As a side bar, if you haven't seen Paul Cappelloni's Lackawanna Railroad, it features an impressive six-span concrete viaduct over the Delaware river at Slateford Junction, prepared by James Harr of Stella Scale Models. Their website is at <http://www.stellascascalemodels.com/main.html>

After the normal housekeeping to welcome visitors we added some additional scenery to the east side of the layout. In the process, I noticed a few unfinished structure kits in various spots around the layout. I offered to attempt to complete one before the official open house date, after all, this was one of those simple shake-the-box kits perhaps taking approximately three evenings to complete.

About the Kit

The kit in question: Walthers Cornerstone Gold Ribbon Series 109 Elm Street, Kit #933-3612, a two-story house with separate one-car garage, billed on the box as an "Easy-To-Build Premium HO Scale Structure Kit." The box also indicated snap-together main parts, authentic colors in two parts, realistic wood-grain siding, one-piece windows with molded frames, interior drapery and window detail sheet, and easy to follow instructions. Let me take a minute to expand on each.

The press together (rather than snap – there is a difference) parts are well designed and especially came in useful when installing the windows. Gone in the process is [are] the glue and the subsequent cloudy/foggy effect from the plastic glue or cement reacting with the acetate windows no matter how careful one can be in the process. Secondly, one can choose to cement or only press together the main parts of the structure allowing access at a later time, if desired, for interior detailing. Even more impressive is the press-on design of the headboard over the garage doors which allow the doors to swing open and close on the finished separate one car-garage. The one-piece windows (frames and glass manufactured together) are well molded and do not need to be replaced in order to have an impressive model. Included in the kit, as mentioned above, is an approximate 8X6 pre-printed paper representing drapery in various sizes and colors to be used in the windows. I did not find the majority of these useful especially those which attempted to



represent potted plants and/or animals in the windows. However, I did find some of the sheer white and "kitchen-type" curtains appropriate for my model but, at the same time, could not find myself throwing the remaining unused drapery away choosing instead to save it in the proverbial scrap bin for later use. The kit was modeled in the colors pale yellow and white.

Some of the additional striking features of the kit not mentioned on the box are: 1) included in the kit was black construction paper which one can use to create view block(s) and/or appropriate interior lighting; 2) interior-sized light bulb with approximately 6" of wire, 3) molded in the bottom of the foundation is the perfect size hole to accept the previously mentioned provided interior lighting, 4) molded roof rafters, separately applied eaves and trimming and detail in places you wouldn't expect for a shake-the-box kit such as under the porch roof, 5) an option to use a plan garage foundation or one which includes a short cement ramp leading up to the front doors as well as a garage back wall with or without a window, and finally 6) an option to use two door styles on the front and back of the house.

Construction

I read the one-page (front and back) instructions through twice, the second time highlighting those areas I had to pay special attention to or make a particular decision on before moving forward with the rest of the construction, such as applying the window dressings I did find appropriate, or the style of front and back house doors I desired. It wasn't necessary to read the instructions again rather just follow the provided instruction diagrams as I wanted to give Paul the

...continued on page 5

option to light the interior I chose to spray paint the inside walls black. No need to dirty the air brush. A simple spray paint application would do the trick for interior walls. Upon reflection, I wish I had been a little more careful with this because some of the overspray made its way to the outside ledge of the windows. but it appears, upon finally weathering as an effect of coal or chute dusting when considering where the finished model is expected to be placed on the railroad. I followed the rest of the instructions as presented. I used the provided black paper, the unused garage foundation and some styrene to create a second floor and appropriate view blocks in order for the interior lighting to only light up certain rooms and windows rather than the entire interior of the model. I added some wood blanks rather than the glass to one of the garage windows to represent such was recently broken and unrepaired at the time. The only other construction I did outside the provided instructions was an area on the front porch in which I did not like how a portion of the porch lattice framing or structure did not support. I found this too obvious to ignore and some appropriately cut-sized leftover parts tree did the trick. I enhanced such with fitting a leftover eaves part to the side of the porch roof.

Initially, I did not agree with the side of the box statement “realistic wood-grain siding,” however, with just two or three dustings of weather powders resulted in a well-represented look with no additional painting required. Given the short time period in which to complete the kit I choose to use the provided foundation as is. You’ll want to paint the foundation

some form of concrete color to appropriately finish the kit beyond “novice” level. Weathering of the wood-grained porch flooring turned out “well enough” to avoid painting however, once again, given the press on feature could be removed and improved at a later time.

I did not weather the side of the model expected to be off-scene once placed on the layout. The rest of the yellow walls and white trim I weathered gray and brown shades only just to highlight the molded wood grains as well as remove the shimmer of manufactured plastic product. A similar light dusting of gray was used on the roof. I was surprised with the result. I actually think we may get away without painting the finished product. You be the judge from the pictures provided.

Summary

I’ve seen the kit retail between \$29.75 and as high as \$49.00, given Walthers currently indicates it’s sold out. At the time of writing I do not note the kit available for sale in the on-line after market. It’s not going to win you any merit awards or NMRA sponsored contests, but upon completion can represent a well-done “just beyond foreground” model on your layout. It includes nicely detailed windows and porch railings and spindles, roof trim, eaves, roof rafters, a wraparound porch and styled singles in the roof peaks. It’s a residential house representative of the steam/diesel era of new city neighborhoods or rural areas and left me wondering whether any other kits in the Gold Ribbon Series our worth considering?

MEMBER HIGHLIGHT – BILL FAGAN

The Dispatcher constantly seeks to highlight the contributions of its members to the hobby and call attention to those who go above and beyond. This month we feature one of the division’s newest members, Bill Fagan, who has in a single year contributed much to the public relations presence of many division layouts. His presence at a layout, be it on a tour or on a working visit, is usually accompanied by his wife connected ipad and miniature HD color camera mounted on a flat car of the appropriate scale and gauge.

What typically follows is a YouTube video posted on the Internet of an engineer’s view of the layout in question. These videos have proven extremely useful both in the construction phase of a layout and also as documentation of finished work. Trackage and scenery problems usually not noticed from aisle views are readily exposed for repair. It is also interesting to see the inside of tunnels and hidden track areas that the camera exposes. Links to a sampling of his videos are below.

Bill models in N scale and has made rapid progress on his basement layout empire (see his video below). Word has it that he is already negotiating with his wife for more baasement real estate!

http://www.youtube.com/watch?v=EzhkF-dpgoM&feature=em-share_video_user
<http://www.youtube.com/watch?v=bQAYzT-Mjkw>
<http://www.youtube.com/watch?v=y-EjwIw264g>
<http://www.youtube.com/watch?v=HeN7tMcJAN4>

Next issue will feature one of our youngest members, John Wallace, who is President of the RPI club while away at college in New York. Contact the editor with other suggestions for a spotlight!

As has been the tradition, our November 3rd meet was held at the Community Center at the Brandywine Town Center in Wilmington, DE. Coming on the heels of hurricane Sandy the turnout was understandably low, but those who managed to make it were treated to a very enjoyable and informative program.

After a few opening remarks by Superintendent John Seibert, member Earl Hackett presented another in his excellent series of clinics on producing epoxy resin castings using silicone rubber molds. In an effort to make detailed parts for structures, such as double-hung windows, Earl focused on his technique of using a small milling machine to produce masters out of a block of hard wax. A master is the original model from which a mold is made. He also passed around examples of his resin castings of signals, complete with LEDs, electronics, and wiring already embedded in the resin. His ingenuity and craftsmanship are really something to behold.

Our second clinic was presented by member Rob Hinkle on using prototype paperwork to enhance layout operations. Rob is modeling the Lebanon Valley Branch of the Reading and has amassed an impressive collection of genuine Reading timetables and forms, much of it from that branch. He delved into considerable detail about how he used them as a guide or template to create practical, pared-down analogs for his own layout, and the ways these could be used to enhance operating sessions in a convincing manner. This outstanding clinic was valuable to not only Reading modelers, but anyone modeling a prototype railroad who is interested in realistic operations.

Raffle tickets were sold at the front table for our retired laptop computer, which originally had been donated generously to the division by board member Brian Good. Tickets will also be available at the January and March meets with the drawing to be held at the March meet. Also, the division car (Kadee HO Reading HTv Hopper) as well as division shirts were available for purchase as they are at every meet or anytime online or by mail.

The afternoon layouts were provided courtesy of the annual November Model Railroad Open House event, the result of the hard work and dedication of Bruce Friedman and Karen Darling.

Our thanks to clinicians Earl Hackett and Rob Hinkle for two top-notch presentations, to Earl Hackett for once again procuring the meet venue, to Greg Shindledecker for the coffee and donuts, and to all the members who attended. Our next scheduled meet will be our traditional joint session with the New Jersey Division held in Haddon Township, NJ on January 12th, 2013. Hope to see you there!



Figure 1 - Ted McLean's N scale layout

GATSME CLUB HOLDS FINAL EVENTS

... by Earl Paine

The Philadelphia Division will soon be losing a legendary local layout. The GATSME club in Fort Washington has announced their final open house dates before the layout will be dismantled.

The club will also hold a final “ops till you drop” session which will be open to all interested model railroaders. The club will provide lunch during the final ops session to those who let them know of their attendance in advance.

The Dispatcher thanks both Eric Dervinis and Val Pistilli for keeping all informed of happenings at GATSME over the years. It is our hope that the club will relocate and rebuild in new quarters soon! Dates and times are listed below and in the online section.

January 5 & 6, January 19 & 20, February 9 & 10 Open house times are Noon to 4PM

GATSME's final Ops Till You Drop -- Saturday February 23, 2013



LOCATED IN THE ONLINE SECTION - “AROUND THE DIVISION” COVERAGE AND PHOTOS

JANUARY MEET DIRECTIONS ...

From Philadelphia Via Ben Franklin Bridge

Follow **US 30 East** to Oaklyn. Turn **left** onto **Cuthbert Blvd.** and follow Local Directions below.

From Delaware Memorial Bridge or Commodore Barry Bridge Via I 295

Cross the Bridge and take **I 295 North** to **US 30 West (exit 29B)**. **US 30** (White Horse Pike) west to Oaklyn. Turn **right** onto **Cuthbert Blvd.** and follow Local Directions below.

From Points North Via I 295

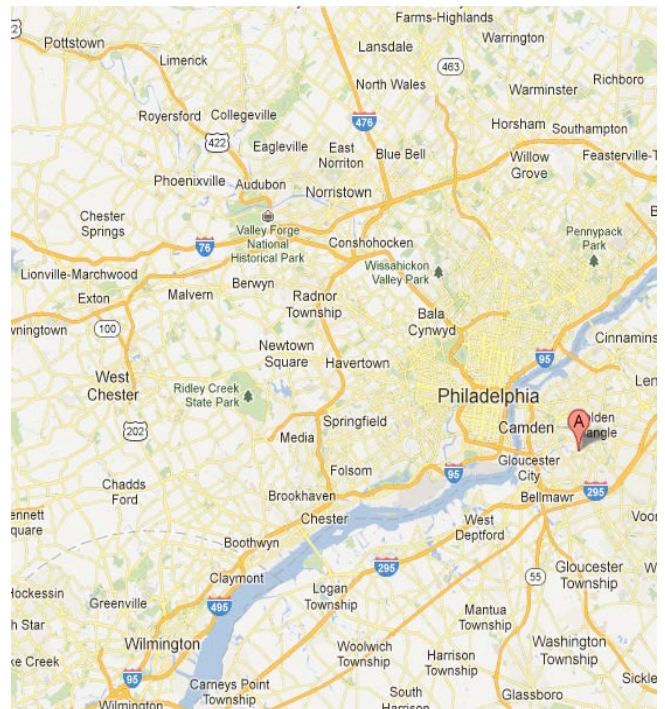
Follow **I 295 South** to **US 30 West (exit 29)**. **US 30** (White Horse Pike) west to Oaklyn. Turn **right** onto **Cuthbert Blvd.** and follow Local Directions below.

Points Southeast in New Jersey

Use the **Atlantic City Expressway** or **US 322** (Black Horse Pike) and continue onto **NJ42 Freeway North**. Exit onto **US 130 North** (Crescent Blvd.) Just before the second traffic light, turn **right** onto **Wilson Ave.** then bear **left** and follow around to **Nicholson Road**. Continue to the end at **US 30** and turn **left**. Follow local directions below.

Local Directions

From **US 30** turn onto **Cuthbert Blvd.** and proceed about a mile. You'll see a driveway next to a chain link fence on the right. Turn into the driveway and follow it to the cafeteria entrance for Haddon Twp. High School. If you miss the driveway, continue on **Cuthbert Blvd.** and turn **right** onto **Park Blvd.** Turn **right** on **Briarwood Ave.**, stay **right** on Buckner Ave. and then left onto Memorial Ave. Follow Memorial Ave. to Haddon Twp. High School. The cafeteria and parking are in the rear of the school. The full address for GPS users is 406 Memorial Ave., Haddon Twp., NJ 08108.



DIVISION BOARD TO CONTACT MEMBERS

The Philadelphia Division Executive Board will be attempting to connect with all of our division members on a personal basis this coming winter and spring. The contact will most probably be in the form of a phone call to promote a dialog setting unavailable via other electronic means.

It is intended that this personal contact will better seek info on how the division can better serve it's members during the upcoming years and increase the level of involvement locally in our hobby. Stay tuned for more information!

Planning Ahead ---- Division Meeting Schedules

The Philadelphia Division is pleased to offer the following activity dates for your planning. If you have an item you would like included, please contact the editor. They will be included on a first come, first served space available basis.

Jan 12, 2013 – Division Meet Joint meet with the NJ Division Haddon Township High School	March 9, 2013 – Division Meet Quakertown Train Station Quakertown, PA	May 10 - 11, 2013 – Division Meet Joint meet with the East Coast Sante Fe Modelers Doylestown, PA
July 14 – 20, 2013 – Nat'l Convention PEACHTREE EXPRESS Atlanta, Georgia	September 14, 2013 – Division Meet Phoenixville Train Station (tentative) Route 29, Phoenixville, PA	Oct 10 – 12, 2013 MER Convention Rockville, Maryland

The Dispatcher is happy to post model railroad related events. Please submit relevant info to the editor

The Philadelphia Dispatcher

Official Publication of the Philadelphia Division
of the National Model Railroad Association

4325 Wendy Way
Schwenksville, PA 19473

Inside:

November Meet Report

January Meet Info

Laser Kit Review

Member Highlight

Do you need to renew? If the date on your mailing label is highlighted, please renew promptly. Thank you for renewing promptly.

Discounts for Division Members at Local Hobby Shops

Be sure to patronize the area's hobby shops that are now offering discounts on model railroading purchases to members of the Philadelphia Division.

Iron Horse Hobby Shop

60 S. 6th St. in Reading

10% discount with \$10 min purchase

Herb's Hobbies and Crafts

200 W. State St. in Doylestown

\$25 of free merchandise for every \$250 spent

Bussinger Trains

Old Ambler Station, Ambler

10-12% off retail

Nicholas Smith Trains

2343 West Chester Pike (3) in Broomall

10% discount (excludes O & G items)

Lin's Junction

128 South Line St.

Lansdale, PA 194446

5% in addition to already discounted prices

VIEW THE DISPATCHER ONLINE !! ADDITIONAL PHOTOS, NATIONAL NMRA REPORTS AND MORE

Welcome to the November edition of the NMRA InfoNet News.

NOTE: Please forward this email to your newsletter editor and officers, mention it in your editorial, bring it up at meetings. Your members like to know what's going on at National!

- John Stevens, the NMRA Secretary, has announced the [slate of candidates for the 2013 National elections](#). Ballots will be in NMRA members' hands early next year. Candidates are:

At-Large Worldwide Director: - Stan Ames - Mike Brestel - Larry Smith, MMR - Leslie Eaton, MMR

Atlantic District Director: - Alain Kap - Kathy Millatt

Western District Director - Larry Alfred, MMR - Jack Hamilton, MMR

- In keeping with his policy of not letting anyone volunteer do more than his/her fair share of work, President Charlie Getz has named **Jim Lupfer head of the Convention and Trade Show Department**, replacing Bob Amsler, who remains as NMRA Counsel.
- Speaking of President Getz, an interview with him is featured on the current episode of **"The Model Railway Show" podcast**. Jim Martin talks with Charlie about his plans for the NMRA. To listen, visit www.themodelrailwayshow.com, or download Episode 44 on iTunes (or any number of other podcast downloaders). All show episodes are archived at the TrainLife website, so even if your members miss it now, they can always listen to it at a later date. In two weeks Charlie will return to the podcast to talk about "The Magic of Scale Model Railroading" exhibit at the California State Railroad Museum.
- Western Director Jack Hamilton and his committee are working on a new **Long Range Plan for the NMRA**. Jack is still looking for input from members, and writes, "The October edition of *NMRA Magazine* put out a general call ("NMRA – Where do the tracks lead?") to members for input for NMRA strategic planning. There have been a number of excellent responses to the call but not nearly in the numbers that might be suggested by the normal level of grouching and gripes about the organization. This is your opportunity to make a difference and have some direct say in the direction the NMRA takes into our future. This is your organization and your ideas and input will be treated with equal value and respect. Please read the October article and make your desires known to Western District Director Jack Hamilton at westdir@hq.nmra.org or mail them directly to Jack at 10731 Warren Road NW, Silverdale, WA 98383."
- Allen Pollock, Museum Committee Chairman, would like to put the word out about **fundraising efforts for the California State Railroad Museum's "Magic of Scale Model Railroading" Gallery Project**. Allen writes, "You've read the article by President Getz in the November *NMRA Magazine* about the Gallery project. I'm asking for your help. We're close to making it happen, so please discuss the idea of making a donation with your Region or Division Boards. If all participate, we'll be successful in raising the \$250,000 we need by early next year to receive the matching grant. Right now we already have \$160,000 of the needed funding. If you have any questions or need additional info about this unprecedented chance to spread the word about our hobby, contact me directly at 573-619-8532."
- From Vice President of Special Projects, Bill Kaufman: "Sometime in February, the NMRA national is going to try to start sending out an **electronic Bulletin**. It will be filled calendars, Divisional success

.... Continued on online page 10

Philadelphia Division Sales Form

Print this form, fill in the blanks. Remember to enter your NMRA number to get Phila Division member discount.

Pricing Matrix - Philadelphia Division Members (Proof of active membership in the Philadelphia Division required for Division discount pricing)						
Number of cars:	1	2	3	4	5	6
Philadelphia Division Members only	\$30	\$60	\$87	\$116	\$145	\$168
Shipping First car is \$7.50, plus 'add xx'	\$7.50	add \$3.00	add \$6	add \$9	add \$12	add \$15
Total:	\$37.50	\$70.50	\$100.50	\$132.50	\$164.50	\$190.50

Enter your NMRA membership number here:

NOTE: DISCOUNTED PRICES WILL NOT BE HONORED IF YOU ARE NOT A DIVISION MEMBER. Your payment will be returned.

Pricing Matrix - NON Philadelphia Division Members						
Number of cars:	1	2	3	4	5	6
Non-Philadelphia Division Members	\$36	\$72	\$105	\$140	\$175	\$200
Shipping First car is \$7.50, plus 'add xx'	\$7.50	add \$3.00	add \$6	add \$9	add \$12	add \$15
Total:	\$43.50	\$82.50	\$118.50	\$156.50	\$194.50	\$222.50

Number of cars: .	Amount Enclosed: .
-------------------	--------------------

Send cars to		
Name:		
Address:		
Address2:		
City:	State:	Zip:
Email:		

Payments are accepted via:

1) **MONEY ORDER** with this form, payable to "Phila Div NMRA".

2) or via PayPal. For PayPal, please email us at phillynmra@gmail.com and we'll send you a payment invoice. Make sure to include the number of cars desired and your NMRA membership number if you are requesting the Philadelphia Division member discount. You do not need a PayPal account to send money.

Mail Form to:
 Philly Division Cars
 P.O. Box 117
 Drexel Hill, PA 19026

08272012-2

DIVISION NOMINATING COMMITTEE BEGINS WORK

The Nominations Committee has started the search for candidates who would be willing to run for office for next year's Executive Board. The board consists of 7 members who reorganize yearly to fill the committee positions and offices necessary for the successful running of the Philadelphia Division.

This year, four board seats are up for election.

Although our Bylaws allow for an unlimited number of terms, our Boardmembers are limited to 2 consecutive terms in the position of Superintendent, Assistant, Clerk & Treasurer.

New blood is not only needed, it is welcomed. Contact any board member for info and to ask any questions.

Ballots will be circulated in the April Dispatcher and the May meet with results of the voting announced at the May joint meet at Delaware Valley College in Doylestown, PA

C & P Junction MER Convention Rockville Crowne Plaza

Columbus Day Weekend
October 10-13, 2013

MARK YOUR CALENDARS!

2013 MID EAST REGION
CONVENTION TO BE HELD IN
ROCKVILLE, MD.

Mark your calendars and plan to attend the next MER convention. Rockville is just a 2-hour drive for most of our division members. The planning committee has already posted an outstanding website with more details.

<http://home.comcast.net/~candp2013/>

AROUND THE DIVISION

The Dispatcher is seeking photos of happenings and layouts from throughout the division. Help us feature the ongoing work of our members. We are especially interested in previously unknown layouts under construction. Send your photos to:

earlpaine@verizon.net



Figure 1 - Another view of this month's kit review model displayed on on Paul Cappeleni's layout. (See printed page 4)




Figure 2 - Writeup at Ted McLean's recent open house. More photos on on-line page 9

GATSME Final Open House Schedule for 2012/2013

January 5 & 6

January 19 & 20

February 9 & 10 (these are the last shows before demolition)

Open house times are Noon to 4PM

In case of snow, check <http://gatsme.org> after 10AM the day of the show for closing information.

GATSME Final Ops Till You Drop

GATSME's final Ops Till You Drop will be Saturday February 23, 2013

NOTED LOCAL MODELER PASSES

Lt. Col. Martin Robert Karig, III (Army, retired), 66, of Lancaster, PA, died suddenly surrounded by his family in San Antonio, TX, on Friday, November 2, 2012. Bob was in San Antonio attending an alumni association reunion of Alpha Troop 2nd Squadron / 17th Calvary 101st Airborne Division (Air Mobile/Assault), of which he was a founding father and driving force in the association.

Born in Middletown, NY, he was the son of the late Martin R. Karig, Jr. and Dorothy Kortright Karig. He held a bachelor's degree in history and political science from Alfred University, a master's degree in business administration from Georgetown University, and had studied international business at Oxford University.


Bob was a career Army officer who served two combat tours in Vietnam as a helicopter pilot, before retiring from active military duty in 1989. Among his medals and citations were the Distinguished Flying Cross, Legion of Merit, Bronze Star, Meritorious Service Medal and two Air Medals, one awarded for valor. Bob worked in the Pentagon while in the army and then as a civilian for the University of Maryland and also served on a consortium for Lockheed Martin.

After retiring from industry as a research and development program manager, Bob moved to Lancaster where he volunteered as a researcher and docent at the Railroad Museum of Pennsylvania in Strasburg. He also volunteered for the Ontario & Western Railways in Middletown, NY, Landis Valley Museum in Lancaster and Habitat for Humanity. Bob was a former member of the East Hempfield Township Planning Commission. He attended Faith United Methodist Church in Lancaster.

An author, Bob's first two books: "Hard Coal and Coal Dust" and "Coal Cars: The First Three Hundred Years", dealt with the history of freight car technology. He was currently working on a third book, "From West Shore to Coal Fields", which traces the business histories of the New York, West Shore & Buffalo and the New York, Ontario & Western Railways, and a novel, "Pennies From Heaven".

Bob will be lovingly missed by his fiancée Dolores (Dolly) L. Bankert of Lititz, PA, his sister Lynda Karig Hohmann, MD of Albany, NY, his brother Thomas W. Karig, husband of Laurie of Port Huron, MI, his stepchildren Robert Harvey and Rhett Price, his granddaughters Hillary Brindley and Hope Price, his Aunt Helen O'Leary, his Uncle Don Kortright (Merle), his Uncle Dick, and several nieces and nephews and grandnephews.

Memorial Contributions may be made to the Wounded Warriors Project, PO Box 758517, Topeka, KS 66675 or www.woundedwarriorproject.org. To send the family online condolences, please visit SnyderFuneralHome.com. Charles F. Snyder Jr. Funeral Home & Crematory 717-560-5100



I was shocked and saddened to learn the news of Bob's death. He was a regular at the VF-RPM and I enjoyed his clinics on hoppers, NYO&W, and his knowledge of anthracite mining/railroad ops. He wrote a definitive book on hopper car design and history. A real source of knowledge. He will be missed. Mark Wallace

AROUND THE DIVISION ... (send your photos to the editor!)



Figure 1 - Nick Brownsberg's basement expansion before in the beginning




Figure 2- Nick's basement expansion current



Figure 3 - Earl Paine continues developing on-location backdrops using Photoshop



Figure 4 - Earl's finished tree line. Photo backdrops are behind Supertrees



Figure 5 - Close up of Ron Parisi's award winning model (Bud Kaiser award winner)

New Membership Recruitment Program

As an aid to membership recruitment, NMRA recently instituted a six month "Railpass" trial membership program which costs the applicant \$9.95. Building on this idea, the MER is instituting a program whereby it will pay the \$9.95 Railpass fee for interested applicants in the MER. In other words, we are making available FREE six month Railpass trial memberships to encourage recruitment of regular members.

What's covered?

Same as Railpass—receive six issues of NMRA Magazine, three issues of The Local, eligibility to attend conventions and meets, eligibility to participate in contests.

What's not covered?

Same as Railpass—applicants cannot vote or hold office, and will not receive the New Member Pak from national (it's rather expensive).

Who can be recruited?

Anyone living within the MER who has not been a member of NMRA during the past two years.

How will the recruitment process work?

(1) The prospective member fills out the MER trial membership application form which was sent to all division superintendents (not the standard NMRA Railpass form) (2) The "recruiter" should also sign the form, and then forward it to: Fred Miller, MER Business Manager, 333 W. Trade St, Unit #2504, Charlotte, NC 28202-1961. (3) Fred will record the information he needs in his data base, and will forward the application to the MER Treasurer. (4) The Treasurer will add the necessary check and forward the application and check to the national headquarters in Chattanooga.

What happens after the member's six month trial period?

The Railpass trial member will receive a standard dues notice from national headquarters. We hope a substantial number of Railpass trial members will sign up to become regular members.

Are there limits on the program?

The MER initially allocated \$2,000 for this program. The Board recently allocated an additional \$1,000 to extend the program to the end of 2010, or when the funds are spent – whichever comes first. When and if we approach either limit, Division Superintendents and members of the MER Board of Directors will be notified. At that time, the program will be evaluated by the MER Board of Directors. If successful, we will try to continue it.

For questions?

Contact Fred Miller, MER Business Manager (mailing address is above, 704-332-1753, tractionfan@aol.com), or John Janosko, MER President (see contact information on page 2). □

National Model Railroad Association (NMRA) Mid-Eastern Region Application for Free "Railpass" Trial Membership

YES, please sign me up for a free six month Railpass trial membership in the NMRA—which includes membership in the Mid-Eastern Region, and in my local Division. During this six month period, I understand that I may attend conventions and meets, and participate in contests. I will receive NMRA Magazine, the monthly national magazine, and The Local, the bi-monthly regional newsletter. I will not be eligible to vote, hold office, or receive a New Member Pak.

I also understand that the \$9.95 cost of this six month Railpass trial membership is being paid by the Mid-Eastern Region. (Regardless of who pays, six month \$9.95 memberships are available only once to each person.)

At the end of the six months, I may join NMRA, paying the regular active member dues. During the past two years, I have not been a member of NMRA.

===== Name: Street

Address: City/State/Zip:

Phone: ()

Email:

Scale(s): Date of Birth:

Signature of Applicant:

Signature of Sponsor: (Required) (A Regional or Divisional officer or board member)

=====

Date of form: 1/31/07

When this form is completed, mail it to:

Fred Miller, MMR MER Business Manager 333 W. Trade St, Unit #2504 Charlotte, NC 28202-1961

Do not mail it directly to MMRA headquarters in Chattanooga, TN.

Boldly-painted Norfolk Southern locomotive honors military veterans everywhere

ALTOONA, PA. and NORFOLK, VA. – Norfolk Southern is placing a one-of-a-kind “Veterans Locomotive” into freight service on its system to honor people who have served in the military and reserves, especially those employed by the railroad.

No. 6920 is an SD60E model that will operate primarily in general freight service. Its red, white, and blue paint scheme, and yellow ribbon with the message “Honoring our Veterans,” was selected by a group of 18 NS employees representing all branches of the armed forces.

“At Norfolk Southern, we are very grateful for the service of our railroaders, their families, and all veterans,” said NS CEO Wick Moorman. “The Veterans Locomotive is a rolling reminder of their contributions and sacrifice in the name of freedom.”

Some 450 NS employees, active military representatives, civic leaders, news media, and other guests of the railroad will attend two invitation-only unveilings of the Veterans Locomotive.

The first unveiling, at Norfolk Southern’s shops in Altoona, Pa., where the unit was built and painted, is Thursday, Nov. 8. NS General Foreman Tim Strickenberger, a former U.S. Air Force staff sergeant who served as an F-16 aircraft mechanic during U.S. operations in the Middle East, and Trainmaster Calvin Law, a 26-year U.S. Navy veteran who served as a lieutenant commander during



Operations Iraqi Freedom and Enduring Freedom, will speak about their military and railroad experiences. Keynote speaker will be Col. Grey Berrier II, deputy commander, 2nd Infantry Brigade Combat Team, 28th Infantry Division, Pennsylvania Army National Guard.

The second unveiling, at NS’ Lamberts Point coal transload facility in the railroad’s headquarters city of Norfolk, Va., is Monday, Nov. 12, which is the morning after Veterans Day. Chris Carter, NS conductor and chief warrant officer 2, Virginia Army National Guard, will address the guests about his military and railroad experience, and CEO Moorman will highlight NS’ desire to attract even more veterans into railroad careers. Keynote speaker will be Col. William J. Davis, U.S. Marine Corps (retired), director of the MacArthur Memorial and executive director of the General Douglas MacArthur Foundation.

Painting the Veterans Locomotive involved 26 NS employees, two of whom are veterans, using 66 gallons of primer and paint over a 112-hour period. To the extent possible, No. 6920 has been kept under wraps while the work has progressed.

With its non-traditional paint scheme, the locomotive joins NS’ Heritage Fleet of 20 locomotives that were painted in the schemes of key predecessor railroad companies earlier this year in observance of NS’ 30th anniversary. Photos of No. 6920 will be posted on NS’ web site and the Facebook, Twitter, Flickr, and YouTube social media sites after the Nov. 8 unveiling.


Over the past six years, Norfolk Southern has hired some 1,300 veterans, and today 14 percent of the total NS workforce -- more than 4,200 employees -- are veterans and members of the National Guard and Reserves. More information about working at Norfolk Southern can be found at NorfolkSouthern-veterans.jobs.

Norfolk Southern Corporation (NYSE: NSC) is one of the nation’s premier transportation companies. Its Norfolk Southern Railway subsidiary operates approximately 20,000 route miles in 22 states and the District of Columbia, serves every major container port in the eastern United States, and provides efficient connections to other rail carriers. Norfolk Southern operates the most extensive intermodal network in the East and is a major transporter of coal and industrial products.!

See it in action!

<http://www.youtube.com/watch?v=yTUTsGxYsYM>

Computer to be raffled off at the Philadelphia Division's March Meeting



years in hard service!
Here are the specifications for the laptop:

Dell Inspiron 1100 Laptop

- Intel Celeron 2 GHz CPU
- 1 GB RAM
- CD-RW
- 30 GB Hard drive
- Netgear ethernet adaptor
- Intel 1024x768 graphics

Operating System

- Microsoft Windows XP Professional SP3

Installed Software

- JMRI Decoder Pro v3
- JMRI PanelPro
- Easy Model Railroad Inventory v6.0
- Microsoft Security Essentials

Since we have purchased a new computer for the division's use, our old computer has become surplus. Although a few years old, it is still serviceable and could provide service for ops, inventory and the JMRI programs, including Decoder Pro.

We will be raffling off this computer at the March meeting. You do not need to be present to win. Tickets will be available at the meetings starting at the November meeting. Pricing will be \$1 per ticket, six tickets for \$5. You can also request tickets by mail (please enclose a check): Greg Shindledecker, 1454 Oakwood Rd., Coatesville, PA 19320-4738.

The Division wishes to express many thanks to Brian Good for originally donating this computer to the Division. It spent many

**Tickets will also be
available before the
drawing at the March
meeting in Quakertown!**





stories and the like. Sent out every two months, it is not intended to replace *NMRA Magazine*, but to be a collection of teasers with links to info. We hope people will like it. One key to its success is email addresses. We currently have emails for about 75% of our members but more is better and some of what we have are not right. Please remind your Region and Division members for their correct email addresses and forward them to HQ."

- **Brett Lambert** has left the Kalmbach Memorial Library to pursue other career interests. We wish him the best and thank him for his many years of service. In his absence, requests will be handled by the HQ staff.
- The **Standards and Conformance Committee** has been working with Bachmann and Soundtraxx to be sure both companies are in conformance to NMRA standards for DCC decoders. In the past there have been some concerns about each company's wiring harnesses not meeting proper specs.
- The **Winter Board of Directors Meeting** will be held in Atlanta, Georgia, on February 8-10. All NMRA members are welcome to attend. Times and location will be announced later.

If you have any questions or comments about any of the above, please send them directly to a Director or Officer. You'll find those addresses at www.nmra.org or in NMRA Magazine. And if you're changing email addresses, please let me know at this email address: NMRA-infonet@earthlink.net

-Gerry Leone, MMR NMRA Communications Director

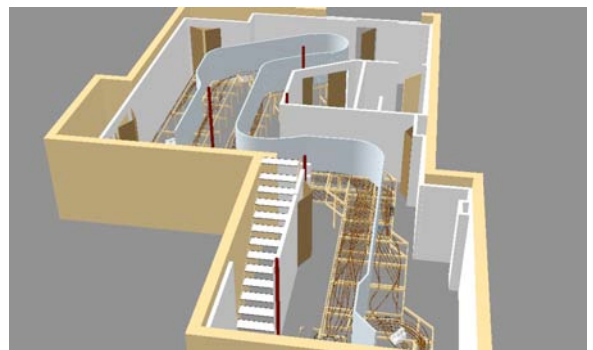
ADDITIONAL DETAIL ON GREG SHINDLEDECKER'S UPCOMING CLINIC

Seamless Aluminum Backdrops Revisited

Back in the October 2006 issue of *Scale Rails* (now called *NMRA Magazine*), there was an article by Ken Chick about how to create a backdrop for your layout using sheet aluminum (a.k.a trim coil) rather than materials like hardboard or drywall.

The method is very simple to do and results in a lightweight, highly flexible backdrop that bends easily and smoothly around even the tightest curves. Since you can buy the aluminum painted white, it makes for a fine "canvas" upon which to paint mountains and trees or to glue up photo mural scenes.

Greg Shindledecker has used this backdrop idea on his Western Maryland, Thomas Subdivision layout. His written article on the subject appeared in the October 2011 issue of the *Dispatcher*. In essence it picked up where Ken Chick's original article left off. Greg's clinic will demonstrate the technique and bring show the details of construction. Samples of the materials, along with the pros and cons of the technique will be discussed.



Model Railroad Shows

November 2012-February

Abington Lines Model Railroad Club	Burlington County Model Railroad Club	Coopersburg Area Society of	Model Engineers (CASME)	Chelton Hills Model Railroad Club	GATSME Model Railroad Club	2013	Keystone N-Trak	Logan Model Engineers	Royersford Modular Model Railroaders	Schuylkill Valley Model Railroad Club	Saint Alban's Railroad Fellowship (StARR)	Black Diamond Society of Model Engineers (BDSME)
---------------------------------------	--	--------------------------------	-------------------------	--------------------------------------	-------------------------------	------	-----------------	-----------------------	---	--	--	---

THIS BOX COVERS PAST DATES

Thu	12/27/12										7pm-9:30pm	
Sat	12/29/12	12-4							10-4		1-4	
Sun	12/30/12	12-4							10-4		1-4	
Sat	01/05/13	12-4	12-5	12-5	12-4	12-4		12-4		1-5		2-5
Sun	01/06/13	12-4	12-5	12-5	12-4	12-4		12-4		1-5		2-5
Sat	01/12/13	12-4	12-5	12-5				12-4		1-5	1-4	2-5
Sun	01/13/13	12-4	12-5	12-5				12-4		1-5	1-4	2-5
Sat	01/19/13	12-4			12-4	12-4		12-4	12-4	1-5		
Sun	01/20/13	12-4			12-4	12-4		12-4	12-4	1-5		
Tue	01/22/12								7:30pm-9pm			
Sat	01/26/13								12-4		1-4	
Sun	01/27/13								12-4		1-4	
Sat	02/02/13	12-4					11-4					
Sun	02/03/13	12-4					11-4					
Sat	02/09/13	12-4	12-5			12-4					1-4	
Sun	02/10/13	12-4	12-5			12-4					1-4	
Sat	02/16/13	12-4	12-5						10-4			
Sun	02/17/13	12-4	12-5						10-4			
Sat	02/23/13										1-4	
Sun	02/24/13										1-4	
							***** Please see web site for additional show dates and info. *****		***** Please see green sheet or web site for show locations. *****			



ONLY FROM THE PHILLY DIVISION!

Close up high-resolution photo of the 2012 Division car offering.

The cars are offered with 6 different numbers exclusive to the Philadelphia Division.

On-line sales details (with shipping costs) will soon appear in the Dispatcher and on the division website.

Photo by Val Pistilli

**CAR ORDER FORMS ON PAGE 2 OF
THIS ON-LINE SECTION**

DIVISION SHIRT ORDER FORM

The shirt is a black, cotton/polyester knit polo with the division logo on the left chest and, if you desire, your first name embroidered on the right chest. Shirts may be ordered at most meets or anytime by mail. Multiple orders for non-identical shirts should be placed on separate forms.

Name: _____ Phone: _____

Address: _____ Email: _____

City, State, Zip: _____

Circle Shirt Size: S M L XL @ \$15 2X @ \$17 3X @ \$19 Quantity: _____

First Name added? No Yes @ \$3 ea. Name as you'd like it to appear: _____

Check one: _____ Shipped @ \$5 + \$2 ea add'l _____ Pick up from Howard* _____ Pick up at next/future meet*

Total: \$ _____ Make checks payable to: **PHILA DIV NMRA**

Signature: _____ Date: _____

* You will be contacted when your shirt is ready to be picked up. Mail to: **Howard Kaplan, 620 Edmonds Ave., Drexel Hill, PA 19026**
Info/Questions: **610-626-4506** hakaplan@rcn.com

Please use order forms from this newsletter, or the division website.

<http://www.phillynmra.org>