



THE PHILADELPHIA DISPATCHER

Official Publication of the Philadelphia Division
Mid-Eastern Region
National Model Railroad Association



October, 2013

www.phillynmra.org

Volume 20, No. 5

November Division Meet to Be Held in Delaware

On Saturday, November 2nd the Philadelphia Division returns to the Brandywine Town Center on Naamans Road (DE 92) at Concord Pike (US 202) in Wilmington, DE. See page 7 for directions. Registration begins at 8:30am with the program commencing promptly at 9:00 and featuring the following clinics:

“The Computer as a Modeling Tool” by Tom Jacobs, host of The Reading Modeler website. Use your computer for research, layout planning, turnout control, decals & signs, waybills & car cards, and more!

“NMRA Achievement Program Judging” by MER General Contest Chairman Martin Brechbiel.

“Paints & Glues - Misconceptions & Bad Ideas” by Mike Baker, owner of TMB Custom Models in Newark, DE. Mike exposes issues even modeling experts were unaware of. Now includes the new Tru-Color paints.

In addition, as part of our ongoing effort to encourage participation in the Achievement Program we will be holding a **MODEL CONTEST**, with the winner to be determined by popular vote. There is no specified category—bring whatever you like.

The afternoon session will consist of layout tours of participants in the annual November Open House Model Railroad event. Information will be available for local layouts. Consult www.modelrailroadopenhouse.com online for a complete listing including links to maps and directions.

Division Goes Facebook

In an effort to move into the 21st century and take advantage of the social media so prevalent today, the division has launched its own Facebook page. Check us out at www.facebook.com under “Philadelphia Division 3, MER, NMRA” and vote to “like” us. Feel free to leave any comments and feedback and get to read what other members are saying. Photos from division events and layouts are being added, too.

New Division Members

This month we welcome two new members to our roster, William Wilson and Robert Barton.

RPM—Valley Forge Meet

All preparations are proceeding smoothly for the upcoming Railroad Prototype Modelers – Valley Forge Meet coming up on March 28 – 30 at the Desmond Hotel in Malvern, PA. This event has gained an outstanding reputation as one of the premier RPMs in the country and this year’s is expected to be no different.

The latest developments can be found online at www.phillynmra.org/RPMMeet from which all necessary registration materials can be downloaded. Look for more extensive coverage in the next issue of *The Dispatcher*.

Things Are Brewing in the Philadelphia Division

No, its not coffee or beer—it’s the board of directors! In order to stir up interest and increase member participation in division activities, we’re calling on you. That’s right—the board has created a membership committee headed by the new assistant superintendent, and comprised of volunteers who will be phoning members to find out what they want from the division and how to make the hobby more of a learning experience and fun at the same time. Our 300-member roster includes the Pennsylvania counties of Bucks, Chester, Delaware, Montgomery, and Philadelphia, as well as the entire state of Delaware. That’s a lot of calls to make, but the team can handle it.

Members who attended the September meet received a copy of the questionnaire which will be used by the committee. Examples of information queried include whether you have a layout, the scale in which you model, whether you attend division events, and what benefits you feel you should or could be receiving from the division. We know that some members prefer to spend their time alone in the basement, while others prefer to engage in round-robin sessions with others. Some concentrate on collecting, some on modeling, and some on operating. It’s a multifaceted hobby and we want to find out how to serve the membership more effectively.

So look forward to a phone call in the next few months and be ready to shake things up for a newer and more representative division!



From the Editor...

What an experience!

I opened my layout to visitors from our September meeting and am glad that I did.

My layout is finally to the point that I have trains running and the early portions of the scenery at least started... but I was still reluctant to be open.

One can't help but be intimidated by the many local layouts that have been open in our area over the past several years. Most of them are fine examples of superb craftsmanship with well detailed and weathered rolling stock, completed scenery, on-going operations and much more.

How would my railroad measure up? Cars and locos in need of weathering, lots of exposed plywood, visible wiring not yet secured, trackage incomplete, and far too few structures placed but not yet installed...Yikes! I was intimidated to say the least.

One of the main themes at the earlier morning meeting centered on our NMRA Achievement Program and how it is designed not only to acknowledge achievement, but also to *promote learning*. We all were urged to seek certificates and to learn from each other in the process. With that spirit in mind, I went ahead with the open house.

I needn't have worried. The reaction by all who visited was supportive, encouraging, and complimentary to say the least. There were many constructive comments concerning that which has not yet been finished and pitfalls to look out for ahead ...invaluable information!

It turns out that I am well along toward the completion of three AP certificates in addition to the one I already have. Intimidation was replaced by motivation.

Now its time for the paperwork!

Regards, Earl



From the Super...

Last month I introduced myself and presented a brief overview of my background serving on the board of directors, as well as the railroad-related aspects of my upbringing and my current modeling scenario. This month I'd like to give you a brief rundown on what the division is planning for the current year:

Sub-Divisions – We have subdivided the division into counties and created a membership committee whose mission is to personally contact each of you to verify mail and email addresses, phone numbers, the scale you model in, and your general modeling preferences. We will also be personally inviting you to join us at our division meets.

Achievement Program (AP) – We will be putting more focus on the Achievement Program this year. We are going to implement training, instruction, and guidance in making certification more attainable for even the casual modeler. There are so many great layouts and modelers in this division, many of whom have been showcased in *Model Railroader* and other magazines and deserve recognition by their peers. So if you have been considering certification but have been putting it off because of fears, give us a chance to help you overcome these obstacles.

Operations (Ops) – This is something new we will be introducing. We now have an ops committee that is working on a curriculum to introduce all of us to the world of ops. Learn about train orders, timetables, waybills, dispatchers, and the fun of moving trains and goods on your railroad just like the prototypes.

On behalf of your board of directors, I look forward to seeing you at our meetings and events. The next one is on Nov 2th. Come out and join us.

Sincerely, Joe

THE PHILADELPHIA DISPATCHER

Official Publication of the
Philadelphia Division
National Model Railroad Association
www.phillynmra.org

Editor

Earl Paine 610-831-9466
4325 Wendy Way
Schwenksville, Pa, 19473
earlpaine@verizon.net

Submissions: THE PHILADELPHIA DISPATCHER welcomes any model railroad- or railroad-related material. Members are encouraged to send in articles, letters to the editor, reviews, etc. The editor reserves the right to, when necessary, paraphrase small portions of the text in order to fit the space available.

Next issue: December 2013. Due out approx. Dec 10. Deadline: Dec. 1, 2013

On-Line Subscription: Free.

Make sure the clerk has your current email address.

Print/Mail Subscription: \$7.00 per year.

Address all print subscription applications, renewals, address changes, etc. to the clerk. If the date in the upper right corner of your mailing label is highlighted, your subscription will expire soon. Please mail payment to the clerk. Make checks payable to "Philadelphia Division, NMRA"

Division Personnel:

Superintendent

Joe Bergmaier 610-269-8558
531 Fillman Road
Downingtown, PA 19335
jober922@gmail.com

Assistant Superintendent

Charles Butsch 610-446-2375
227 Mill Road
Havertown, PA 19083
cabutsch@gmail.com

Clerk

Mark Wallace 610-454-9510
665 Bonny Brook Ave.
Trappe, PA 19426
mwallace665@verizon.net

Treasurer

Howard Kaplan 610-626-4506
620 Edmonds Ave.
Drexel Hill, PA 19026
hakaplan@rcn.com

Directors at Large

Pat McTeigue - Layouts 215-441-8407
tonightowl1@comcast.net
John Seibert - Clinics 610-489-7780
johnhseibert@comcast.net
Rob Hinkle - Ops 610-279-2394
robhink@comcast.net

Achievement Program

Brian Good, Coordinator 215-582-6983
578 Hawthorne Lane
Harleysville, PA 19438
b3good1@verizon.net

Dave Messer, MMR 610-948-2191
263 Mingo Road
Royersford, PA 19468-3112
dmesserpr@comcast

Mid-Eastern Region, NMRA

Bob Price - Business Manager 856-854-8585
666 Princeton Ave.
Collingswood, NJ 08108
MER-BusMgr@Comcast.net



This last Sept 28, 2013, for our first fall meet of the Philadelphia Division, we returned to an old familiar place; the Church of the Nazarene located in Fairview Village, central Montgomery County. It has been over four years since we last met since new locations have been discovered as our Division strives to provide a variety of exciting and convenient venues for our regular meets.

Superintendent Joe Bergmaier opened the Meet with some general announcements as well as introduced the Officers and Directors. Assisting Superintendent Charles Butch is also chairing the Membership Committee where the Division is being subdivided on a county level to help aid in coordinating activities and reaching out to our members. New Director Rob Hinkle, who also wears a hat as the Secretary of the NMRA's OPSIG, will be coordinating Operations themed program in the near future. Stay tuned.

Our first Clinician was Robert (Bob) Charles MMR. As a former National President of the NMRA, President of the Mid-Eastern Region (MER) and actively involved in the Achievement Program, Bob presented a talk on how to go about earning the various Achievement Program (A.P.).

A little background; Each Division in the NMRA have two primary missions. First is to hold regular Meets that feature labs, talks and activities about all things model railroading. Our Division goes further by having various near-by layouts available for visiting and observing. In this manner, we encourage the sharing of each others efforts, knowledge, enthusiasm and ideas. The Division's Second Mission is to sponsor and encourage participation in the NMRA Achievement Program. The earning of Certificates is one of the traditional core programs in the NMRA that is open to all NMRA members. It is a great way to memorialize individual effort in the various aspects of model railroading. We as a Division offer this program not as a contest, ranking or race but as a way of encouraging and recognizing the efforts of individual modelers. Each modeler creates their own Achievement Program based on their particular interests with the certificates they earn. The Division's 2013-14 Board of Directors have chosen to emphasize this second mission; the Achievement Program this year. We should all take advantage of this opportunity.

Bob Charles led off his talk with the tale of the typical modeler who has constructed a decent size layout, installed the track, wired up the entire network has built the scenery with buildings, bridges, tunnels and is happily running trains in some manner. Many times without realizing it, this modeler has already qualified for the NMRA's 'Golden Spike' Award! While this award does not count towards the AP for an MMR, it is a merit certificate for

effort as well as local, regional and national recognition. It puts your layout on our radar too as a new and exciting place for future visits and more. When Bob challenged the group about constructing their layouts, several raised their hands. Bob explained how members can go on to complete the process and obtain that Golden Spike.

Bob went on to describe the AP system, with its judging process, merit system of awarding points, and paperwork – yes paperwork. Bob took a number of very tough questions from fellow members about the AP. Bob and the other judges in the AP are trying to keep the judging ethical by encouraging the recruitment of more judges that will allow others to step aside if say, their



model was being judged. And then there is paperwork. Bob suggested paperwork is should be rightly thought of as, 'Documentation.' Another words, it is "How Your Stuff Works." Our resident MMR, Dave Messer also commented on the how the AP provides national recognition for a member's modeling efforts. Each notice of an earned certificate is published in the NMRA magazine in the monthly AP column.

At the end of Bob's talk, Superintendent Joe introduced Brian Good as the new AP Coordinator. Dave Messer will continue on the AP committee as resident MMR and judge. Members of the Division will receive training at next months M.E.R. Convention and will participate in the AP committee as they earned their respective certificates. Dave was also acknowledged for his years of service as AP Coordinator.

Then after a short break, we were treated to what I refer as "A 21st century moment." Bill Fagan and Earl Paine presented a clinic on "Videography; a View from the Train." Bill, who has been a member of the round-robin both the author and Earl associate with, has been mounting a miniature video camera on a flat car. The car is pushed by a locomotive through an entire layout. It's very effective with sound. Dubbed the "I-Car" (No trademark yet), this very cool method of documenting a railroad not only spot problems with the track, scenery but it can locate lost tools and introduce the layout to prospective or seasoned operators. Bill explained how he adapted a Looxcie 'Z' mini cam mounted on a flat car. He has an HO and 'N' scale version. He likes to use metal wheels, as the sound will indicate when a joint is bad. He can control the

camera with a smartphone or tablet in real time. Bill then uploads the video to You-Tube for viewing by the public. This way the video of the railroad can be viewed by anyone with a high-speed internet connection. You can catch some of Bills efforts here: <http://www.youtube.com/user/bfagan777> .

Bill has videoed several local layouts as well as the late GATSME layout for posterity. Using Bill's video, Earl showed his layout and explained how the video helped him spot areas where the track need improvement or fixing. I said this was a 21st century moment since the size of the video allows real-time viewing 'From the Cab' for scales that had here-to-fore been much too small. A well sceniced and tracked model railroad appears very convincing to a viewer. If you contact him, Bill will come to your location and video your layout without charge. He only asks that you allow him to post the video on You-Tube. There were many comments and the group enjoyed the presentation.

After another short break of fellowship and refreshments, Mike Rabbitt presented his Clinic on Modeling Open Hearth Steel Production. An open-hearth furnace is the principal steel making equipment to take raw materials and produce steel. The steel is then shipped to either a rolling mill, shaping mill, sheet metal or similar facility to create the various finished shapes and sizes used in the manufacture of all kinds of products. The railroads were key to this industry. Mike brought a model of an Open Hearth Furnace with accessory buildings constructed from scratch in HO scale. Mike has studied metallurgy and especially the design of steel mills in their various forms and locations. His remarkable model exhibited the intricate framing of the steel structure that was similar to buildings found at places like Homestead, Edgar Thompson, Bethlehem, Alan Wood, Phoenix and many other plants. He described several prototype configurations of track plans that can be used for modeling. Mike itemized for us the mold, ingot, charging boxes as well as the ladle cars typically utilized on either standard or narrow gauge track. He also reviewed with us, the typical number of loads that various raw materials as well as the type of finished products a typical mill produced.

Mike showed the group his process of modeling a furnace with illustration board, CAD drawings and various other techniques. With photos, he showed the model being assembled. He displayed several techniques for platform construction. He discussed the various several configurations for providing railroad service that included placement for the raw materials and pick-up of the finished products. The group thoroughly enjoyed Mike's presentation.

Finally, we paused and recognized Brian Good for his years of service on the Board of Directors and Treasurer with a certificate of appreciation and a round of applause. Brian is continuing to serve the Division in his new

position as AP Coordinator. If you have any questions, concerns or interest in the AP, Brian is the Division Coordinator. And one more thing, the Division is expanding our 'social media' presence on the web with a Facebook page. Rob Hinkle is assigned the task of organizing the page so that soon you will be able to 'Like Us' and be treated to new connections.

Open House Tours: Normally Division members open and invite us to visit their layouts. The Saturday afternoon layouts were both HO scale and located within a short driving distance from our Meet's location. Both of the layouts, Mike Rabbitts and Earl Paine's were briefly discussed to give prospective visitors an idea of each layout's features.

Mike Rabbitt's extensive layout was built over the last 20 years and occupies most of the lower level of his house. He has a series of connected tables with protruding peninsulas that feature a large city, a port, a town & country scene and of a course; a major steel mill. The mill contains models of Bessemer furnaces, open-hearth furnace like the one presented as well as various mills for finishing products. Through it, a railroad runs through it. Mike still operates with DC in blocks. This form of powering and operating was the standard method of operating trains prior to the introduction of DCC. Mike's main train shed was inspired by the Southern Pacific's shed in San Diego California. The steel mill is adapted from several locations and prototypes that Mike has studied.

Earl Paine's Reading Railroad themed layout takes up much of his basement as well. Having grown up between Norristown and Betzwood, Earl is one of the few local modelers who is modeling from his younger days, but also lives near to the prototype. As such, he has modeled Abrams Yard and places like Norristown, Bridgeport, Royersford, Pottstown, Birdsboro and of course Reading. Earl has been building the layout for nearly nine years with the help of his round robin group. He hopes to get into operations as well as start the push on fully scenicing his layout. He hopes to earn many AP certificates as well. You can catch glimpses of Earl's layout on Bill Fagan's You-Tube channel.

A gracious 'Thank You' to the member Steve Salotti and the Church of the Nazarene – Fairview Village for allowing us to meet as well as to our clinicians Bob, Bill, Earl and Mike. We also thank the Earl and Mike for allowing us the opportunity to visit with them and their layouts. Of note, Steve Salotti was going to have his layout available but had to cancel at the last minute. We look forward to visiting soon.

To all of the Members of the Division, thanks for coming out to our event, it was great to see you. On Saturday morning, Nov 2nd, we will be in Wilmington Delaware for next meet featuring some great clinics, with some of our hoppers still available, Division shirts, a model display table, and a raffle. See you then!



In the process of trying to create an interesting and reasonably accurate model railroad we often spend a great amount of time researching our favorite prototypes structures, terrain, and freight or passenger cars. For example, with my layout set firmly in 1949, I know the Susquehanna bought Budd RDC cars and stainless passenger cars, and started painting their diesels in a new silver and maroon scheme in 1950, none of which I want on my railroad. Also, I've learned that PRR cars with shadow keystones are a no-no (they didn't come out until around 1955). Another area that can get complicated is the types of motor vehicles that were in use during the era I'm trying to portray. Specifically, what types of trucks were common in that era and what services were they involved in?

Fortunately the manufacturers have started doing a great job in providing us with reasonably accurate models of both cars and trucks from many different periods. Products continue to pour into the market from several manufacturers such as Athearn, Classic Metal Works (Mini Metals) and several others. One of my own personal favorites is Sylvan Scale Models from Ontario, Canada. This company continues to turn out an ever increasing array of trucks and cars from the '30s on into the '60s and '70s. And to me, the best part is that they are kits! Now mind you, I'm not opposed to keeping those Chinese folks working, but I actually prefer to "build my own" if you will. While these kits don't just snap together, with a little care and time you can create some unique vehicles to bring your scene to life.

One of my recent projects has been to build a series of 1932 tractors and trailers lettered for the Mushroom Transportation Company. Do you remember those bright orange trucks from years ago? Sylvan recently released a trailer and tractor kit that is from the appropriate era and a good size to fit on my railroad. That, along with a set of decals was all I needed to get the project completed (the decals are listed at the end of this article).



Fig. 1

The models I chose were the Sylvan V-085, '41-'47 Ford COE tractor, and the T-009 '32 Fruehauf Aero Van trailer. In Figure 1 we see two of the tractors, the one on the right as they come out of the box, and the one on the left having been carefully cleaned of flash and any molding imperfections. These are resin kits and while their flexible rubber molds do allow imperfections to happen, they are easy to remove with careful sanding and filling.

The tools used to prep the models were X-Acto knives, needle files, sandpaper, and emory sticks. Since the models are made of resin they also are somewhat easy to break, so care must be taken when removing flash to not damage the models details. Extra care should also be used on delicate details like the front window divider. All is not lost, though, if you break something. They can often be

easily repaired with cyanoacrylate (ACC) or many other types of glue, and styrene or other types of material.

Once cleaned of flash, the next step is to carefully wash the parts in a mild soap solution. My preferred choice is Pine Sol, but many other products will work as well. A word of caution though: some solvent based cleaners may damage the resins. Figure 2 shows the parts for two of the kits in a small strainer being dipped into a diluted solution. The models are held in the strainer and gently shaken in the solution for a few minutes. They are then rinsed in cold running water and spread out on a towel to dry. Once the models are cleaned and dry it is time to start the assembly process. You may work in any sequence you choose, but most often I start with the chassis. Due to slight imperfections in the molding process, the wheel hubs will not always fit into the axle. I check each one and carefully sand the axle end until there is a snug but not overly tight fit. Remember that when they are painted there will be little paint build up on the parts, but you don't want them too wobbly, either. Next comes installing the axles on the frame. The axle will have small tabs that theoretically fit in holes cast on the frame. Check for alignment, then ACC the parts in place. If they don't line up carefully, fill them or if needed, cut them off and drill for a small piece of wire to hold them firmly in place. This also a good time to add other details if desired. On some vehicles I've added items like exhaust pipes and mufflers. A future project is to figure out an appropriate material to use to model mud flaps. Any ideas?



Fig. 2

The next step is to paint the under frame. I start with a coat of grimy or weathered black paint for most of the frame and axles. After that is fully dried, I come back and dry brush lightly with rust for some parts and roof brown or earth for others. Often I will paint the fuel tank the same color as the cab or company colors, but it's your choice how you want to do it.

Fig. 3



them to a thinner profile then drill holes where they are to be mounted. I use a reamer to carefully enlarge the hole until they fit and sit properly. The mirrors require only a small hole and ACC to hold them in place. In order to keep the mirror part of the assembly clean during painting I put a small piece of masking tape where the glass mirror would be.

The next step is to paint the cabs. While I've done multiple color schemes, I prefer single colors due to the small areas you have to work in. In Figure 3, we have two cabs and under frames painted and ready to assemble. Note that the frames have not been weathered yet, but the 5th wheel has a coat of shiny black to simulate grease. The grills on the cab are painted with chrome silver by brush and the trim has been highlighted by using a needle dipped in the same paint carefully traced along the cast ridges. While it may seem tedious, it is easy to do with a little practice and patience. In this case the cabs were painted reefer orange to approximate the color on the Mushroom Transportation trucks they will be lettered for.

Also shown in Figure 3 are the wheel and tire assemblies. The rims are mostly painted the same color as the cabs and the tires are filed to remove flash from the center and an emery board is used to trim up the outside. After they are installed they will be weathered as desired. When installing the wheels, care should be taken to make sure all of them sit flat on the ground. Due to the flexibility of resin, the parts don't always come out perfectly shaped. As we finish the cab, the next step is to install the glass. Sylvan includes clear styrene to form the windows, but I prefer to use Micro Scale's "Micro Krystal Klear" to form the windows in place. While not as clear as the styrene, I find it easier to use and results are very good. Once the windows are dry, the cab will be glued onto the frame and allowed to dry.

The next part of the job is to tackle the trailer. For these trucks I selected a '32 Fruehauf trailer, appropriate for my 1949 time period. Figure 4 shows the parts after being cleaned and washed. Assembly is very straightforward, with the most difficult part being getting the landing gear in place with the small wire braces. You will need to decide if you want the wheels retracted as when in transit, or fully extended as when unhitched from the tractor.

When modeling them retracted, I usually cut the wheels off, shorten the leg, and then drill the leg and insert a small length of wire. I then drill the wheel to match, and use ACC to hold them in place. The frame is assembled and painted as a unit, and the body is completed and painted. The trailer shown above is a refrigerated unit, which is an option on these kits. Once painting is complete, the frame and box can be assembled and the trailer is ready for decaling and weathering.

Decals are available from a number of sources, but as with model railroading, some manufacturers have gone out of business or are "cottage" industries run at the owner's whim. The decals used here are available from Custom Decals, a cottage industry from Florida. The Mushroom decals are not listed on his web site, but he does make them. Service can be a little slow, but if you're patient, you will get what you order. I've included a link to his web site:

<http://home.comcast.net/~jerryglow/decals/decals.html>. The Sylvan trucks themselves can be a little hard to find, but we are fortunate that Lin's Junction in Lansdale, PA stocks a supply of them and will order them for you. For a complete list of Sylvan products, see their website: www.sylvanscalemodels.com.

Figure 5 shows the completed truck with light weathering applied and ready to compete with the railroad for business. 🚚

Fig. 5



November Meet Directions

The **Brandywine Town Center** is a large shopping complex located on an “ell”-shaped piece of property near the intersection of the Concord Pike (U.S. 202) and Naamans Road (Del 92). You may remember this as the former site of a race track. One leg of the “ell” joins the Concord Pike. The other leg joins Naamans Road. The complex includes the Regal Cinema, Lowe’s, Michael’s Arts & Crafts, Target, and many other stores. The main structure is surrounded by a maze-like parking lot which, in turn, is surrounded by a road which circles the perimeter.

The Center’s **Community Building** (our meet location) is a separate structure with a prominent central atrium. It is located next to a large decorative fountain, on the south side of the complex near the Naamans Road entrance.

From Concord Pike (U.S. 202) going south – a fraction of a mile south of the PA/DE state line, turn left into the Brandywine Town Center (the marker is the sign for Lowe’s and Target, among others). Follow the perimeter road in either direction until you see the Community Building (near the decorative fountain).

From I-95 going south – at the state line, there is a three-way split – I-95, I-295, and Naamans Road (Del 92). Stay to the extreme right, and take the exit to Naamans Road. At the top of the ramp, turn right (west) on to Naamans Road. After a little over four miles, turn right into the Brandywine Town Center (it is opposite Shipley Road, which comes in from the left only). Turn right on to the perimeter road, and then left into the parking lot near the Community Building (which is near the decorative fountain).

Reward Yourself

...by Dave Messer MMR

Most of us derive considerable enjoyment and satisfaction from the hobby of model railroading – or we wouldn’t continue practicing it. But we seldom consider it as a means of gaining recognition for our efforts. Also, model railroading is an extraordinarily diverse hobby, encompassing everything from art and architecture through railroad history, model building and operations to scenic design. However, once the basic layout building experience is over – assuming there is a layout – most of us are content to continue pursuing our own favorite segment of the hobby, be it model building or operations.

But what if there was a way to not only gain recognition but also expand your horizons? Well, the NMRA Achievement Program does just that, by providing an *opportunity* – for those willing to seize it – to be rewarded for your achievements and enrich your knowledge of the hobby beyond that everyday “comfort zone.” The AP Program provides a structured way to achieve both objectives, as exemplified by the following areas: **Railroad Equipment:** Motive Power and Cars; **Railroad Setting:** Structures, Scenery, and Prototype Models; **Construction and Operations:** Civil Engineering (trackwork), Electrical Engineering (including Command Control), and Chief Dispatcher; and **Service to the Hobby:** Association Official, Volunteer, and Author.

For more information go to the NMRA website www.nmra.org and click on Achievement Program. Don’t be overwhelmed by it all; as always, I am available to assist and answer questions at (610) 948-2191 or dmesserpr@comcast.net. Several division members are working on a variety of certificates, so why not join them?

I am pleased to announce that Brian Good has joined the division AP team, along with Rich Newmiller, MMR. Brian earned his AP Volunteer certificate working on the IJ2006 national convention and as division treasurer. He brings creative ideas and enthusiasm to the effort to promote the program.



Planning Ahead – Division Meeting Schedules

The Philadelphia Division is pleased to offer the following activity dates for your planning. If you have an item you would like included, please contact the editor. It will be included on a first come, first served, space available basis.

October 10-12, 2013 MER Convention Rockville Crowne Plaza Rockville, MD	November 2, 2013 Philadelphia Division Meet Brandywine Town Center Wilmington, DE	November 16, 2013 New Jersey Division Meet M. Joan Pearson Elementary School Delanco, NJ
January 18, 2014 Joint Meet – Phila. & NJ Divisions Haddon Township High School Westmont, NJ	March 15, 2014 New Jersey Division Meet Switlik Park Hamilton Twp., NJ	March 28-30, 2014 RPM Valley Forge Meet Desmond Great Valley Hotel Malvern, PA

The Dispatcher is happy to post model railroad related events. Please submit relevant info to the editor.

THE PHILADELPHIA DISPATCH

Official Publication of the Philadelphia Division
of the National Model Railroad Association

4325 Wendy Way
Schwenksville, PA 19473

Inside:

- November Meet Info
- September Meet Recap
- Sylvan Trucks
- Achievement Program Report
- Upcoming Events

Do you need to renew? If the date on your mailing label is highlighted, please renew promptly. Thank you for renewing promptly.

Discounts for Division Members at Local Hobby Shops

Be sure to patronize the area's hobby shops that are now offering discounts on model railroading purchases to members of the Philadelphia Division.

Iron Horse Hobby Shop

60 S. 6th St. in Reading
10% discount with \$10 min purchase

Bussinger Trains

Old Ambler Station, Ambler
10-12% off retail

J & D Whistle Stop

106 East Broad Street
Quakertown, PA 18951
15% discount on non-sale items

Lin's Junction

128 South Line St.
Lansdale, PA 19446
5% in addition to already discounted prices

Nicholas Smith Trains

2343 West Chester Pike (3) in Broomall
10% discount (excludes O & G items)

**VIEW THE DISPATCHER ONLINE IN FULL COLOR! ADDITIONAL ARTICLES, PHOTOS,
ANNOUNCEMENTS & EVENTS, SALE ITEMS & ORDER FORMS, NMRA NEWS, AND MORE!**

Philadelphia Division of the NMRA, Inc.

(A Nonprofit Organization)

Financial Report

for the Year Ended June 30, 2013

Respectfully Submitted by Howard Kaplan, Treasurer

STATEMENT OF ACTIVITIES	
INCOME	
Dues (Distribution back from members' NMRA dues)	\$282
Fundraising	5,716
Other Non-dues	165
Interest	63
TOTAL	<u>\$6,226</u>
EXPENSES	
Programs	\$733
Fundraising	4,965
Other	777
Depreciation	600
TOTAL	<u>\$7,075</u>
NET INCOME (LOSS)	<u>(\$849)</u>

STATEMENT OF FINANCIAL POSITION	
ASSETS	
Cash and Cash Equivalents	
Division	\$15,235
RPM Meet	9,567
Inventory	3,861
Equipment, net	500
TOTAL	<u>\$29,163</u>
FUND BALANCES	
Unrestricted	<u>\$29,163</u>
TOTAL LIABILITIES AND FUND BALANCES	<u>\$29,163</u>

ONLY FROM THE PHILLY DIVISION!

Between 1950 and 1957 the Reading purchased several thousand offset-side, 55-ton, twin hoppers built by long-time supplier Bethlehem Steel. These cars, classified as HTv, became one of the largest single classes of cars on the road's roster. Lasting into the Conrail era, they were used to haul a variety of bulk commodities including anthracite and crushed stone, and with some modifications, sand, slag and ferromanganese ore.

The initial production runs were painted black with the red and white "Anthracite" herald and the road name and other lettering in Railroad Roman. Beginning in 1952 the road name was changed to the large speed lettering, which is the scheme used for the exquisite Kadee model being offered now by the Philadelphia Division in six exclusive road numbers.

Please use the order form in *The Dispatcher* or on our website, www.phillynmra.org.



Photos by Val Pistilli

CAR ORDER FORM ON NEXT PAGE



Philadelphia Division Car Sales Form

Philadelphia Division is extending its discount pricing to all Mid-Eastern Region members. Print this form, fill in the blanks. Remember to enter your NMRA number to get MER member discount.

Pricing Matrix - MER Members (Proof of active membership in the MER required for discount pricing)						
Number of cars:	1	2	3	4	5	6
MER Members only	\$30	\$60	\$87	\$116	\$145	\$168
Shipping First car is \$7.50, plus 'add xx'	\$7.50	add \$3.00	add \$6	add \$9	add \$12	add \$15
Total:	\$37.50	\$70.50	\$100.50	\$132.50	\$164.50	\$190.50

Enter your NMRA membership number here:

NOTE: DISCOUNTED PRICES WILL NOT BE HONORED IF YOU ARE NOT A MER MEMBER. Your payment will be returned.

Pricing Matrix - NON-MER Members						
Number of cars:	1	2	3	4	5	6
Non-MER Members	\$36	\$72	\$105	\$140	\$175	\$200
Shipping First car is \$7.50, plus 'add xx'	\$7.50	add \$3.00	add \$6	add \$9	add \$12	add \$15
Total:	\$43.50	\$82.50	\$118.50	\$156.50	\$194.50	\$222.50

Number of cars: .	Amount Enclosed: .
-------------------	--------------------

Send cars to

Name:

Address:

Address2:

City:

State:

Zip:

Email:

Payments are accepted via:

1) **MONEY ORDER** with this form, payable to "Phila Div NMRA".

2) or via PayPal. For PayPal, please email us at phillynmra@gmail.com and we'll send you a payment invoice. Make sure to include the number of cars desired and your NMRA membership number if you are requesting the MER member discount. You do not need a PayPal account to send money.

Mail Form to:

Philly Division Cars

P.O. Box 117

Drexel Hill, PA 19026

A UNIFORM is a garment that unifies the appearance of a group of people who share common interests or purpose. Within the realm of model/prototype railroading, social organizations such as clubs, historical societies, and now even NMRA divisions typically offer some kind of uniform for their members in an effort to promote their mission and activities, and to instill pride in their members. In addition, many events such as conventions, including our own RPM, provide shirts or hats for their staff.

With that in mind, the Philadelphia Division is now offering its own uniform to its members, the Port Authority "Silk Touch" polo shirt, a high quality, 50/50 cotton/polyester knit, in black, with the division logo on the left chest, and if desired, a single name embroidered on the right.

With regard to its composition, some balk at polyester, but the advantages are that enables the shirts to be very lightweight and imparts a silky feel making them very comfortable. In addition, it virtually eliminates shrinking and wrinkling.

The color black was chosen to be railroad neutral (although WM guys might gladly dispute that) and because it contrasts well with our logo. And, of course, black is slimming—it makes our division members look fit and trim. (And isn't that consistent with the make believe world of our hobby?)

Also, don't let the price fool you. This is one of the most popular shirts chosen by organizations for their members and staff—it is not junk. However, the idea was to keep the price low in order to enable as many members as possible to purchase one. This is not a fundraising project; members pay the actual cost.

The division logo is very graphic intensive which made it difficult and expensive to directly embroider onto the shirts. In addition, most embroidered items have minimum quantity requirements which would have resulted in considerable waiting periods to accumulate enough orders. Doing the logo as a patch has enabled us to reproduce the detail while saving money by purchasing blank shirts and having the patches sewn on as needed. And any quantity (even a single shirt) can be purchased at any time for the same low price. Sample shirts for sizing are brought to every meet, and there are always a few new ones without embroidered names available for immediate purchase. We hope that all members will take advantage of this opportunity and display their division pride by wearing this handsome shirt.

DIVISION SHIRT ORDER FORM

The shirt is the Port Authority *Silk Touch* polo, a black, cotton/polyester knit with the division logo on the left chest and, if you desire, your first name embroidered on the right chest. Shirts may be ordered at most meets or anytime by mail. Multiple orders for non-identical shirts should be placed on separate forms.

Name: _____ Phone: _____

Address: _____ Email: _____

City, State, Zip: _____

Circle Shirt Size: S M L XL @ \$15 2X @ \$17 3X @ \$19 Quantity: _____

First Name added? No Yes @ \$3 ea. Name as you'd like it to appear: _____

Check one: _____ Shipped @ \$5 + \$2 each additional _____ Pick up at next/future meet

Total: \$ _____ Make check or money order payable to: **PHILA DIV NMRA**

Signature: _____ Date: _____

Mail to: **Philly Division Shirts, P. O. Box 117, Drexel Hill, PA 19026**

Info/Questions: **610-626-4506** hakaplan@rcn.com

PLEASE USE ORDER FORMS IN *THE DISPATCHER* OR ON THE DIVISION WEBSITE: www.phillynmra.org

Railroad Prototype Modelers Valley Forge

Sponsored by Philadelphia Division, MER, NMRA

March 28-30, 2014

at the

**Desmond Great Valley Hotel & Conference Center
Malvern, PA**


Friday Operating Sessions

Clinics

Model Displays

Vendor Rooms

Sunday Home Layout Tour



Information & Updates

www.phillynmra.org

or

Paul Backenstose

103 West Uwchlan Ave.

Downingtown PA 19335

(Please include an SASE for a reply)

prrpaul@aol.com or (610) 269-2763

Interested in Presenting a Clinic?


Jim Dalberg

(610) 648-0089 or jedalberg@aol.com

Vendor Information

Steve Salotti

(610) 489-1940 or Salotti.steve@gmail.com



EXCLUSIVE NEW JERSEY DIVISION CAR

Don't be left out!

Your New Jersey Division has teamed with Bowser Manufacturing to bring you this

PRR H-30 covered hopper

These freight cars are similar to the standard Bowser offering, but have subtle "return to..." lettering that makes them uniquely South Jersey even though they were found throughout the Pennsylvania Railroad system and its connections.

The build date is 5-35 so they are appropriate for all eras from steam through the early 70s.

Scheduled to arrive in September, these ready to run cars are being offered at \$25 each, or a set of four different numbers for \$90.

If you have questions, or to reserve yours now, email BobcatCS@comcast.net with "H30" in the subject line or call 856 696 0463

November is National Model Railroad Month

The Model Railroad Open House Schedule is an annual event held throughout the month of November and organized by Bruce Friedman to encourage layout owners to participate in allowing visitors to tour their model railroads, and in doing so, promote the hobby of model railroading. Going back 30 years, what began as a handful of Northern Delaware layouts has grown to more than 200, covering all of Delaware, Northern Maryland, Eastern and Central Pennsylvania, and New Jersey. In addition, this year the Susquehanna Division, our neighbor to the north and west has increased the number of available layouts within its boundaries and has organized them into geographic segments for more convenient touring. Be sure to check out the website at www.modelrailroadopenhouse.com for a complete listing of layouts as well as links to maps and directions. Happy Model Railroading!

New Membership Recruitment Program

As an aid to membership recruitment, NMRA recently instituted a six month "Railpass" trial membership program which costs the applicant \$9.95. Building on this idea, the MER is instituting a program whereby it will pay the \$9.95 Railpass fee for interested applicants in the MER. In other words, we are making available FREE six month Railpass trial memberships to encourage recruitment of regular members.

What's covered?

Same as Railpass—receive six issues of **NMRA Magazine**, three issues of **The Local**, eligibility to attend conventions and meets, eligibility to participate in contests.

What's not covered?

Same as Railpass—applicants cannot vote or hold office, and will not receive the New Member Pak from national (it's rather expensive).

Who can be recruited?

Anyone living within the MER who has not been a member of NMRA during the past two years.

How will the recruitment process work?

(1) The prospective member fills out the MER trial membership application form which was sent to all division superintendents (not the standard NMRA Railpass form) (2) The "recruiter" should

also sign the form, and then forward it to: Bob Price, Business Manager, 666 Princeton Avenue Collingswood, NJ 08108. (3) Bob will record the information he needs in his data base, and will forward the application to the MER Treasurer. (4) The Treasurer will add the necessary check and forward the application and check to the national headquarters in Chattanooga.

What happens after the member's six month trial period?

The Railpass trial member will receive a standard dues notice from national headquarters. We hope a substantial number of Railpass trial members will sign up to become regular members.

Are there limits on the program?

The MER initially allocated \$2,000 for this program. The Board recently voted to extend the program to the end of 2013, or when the funds are spent – whichever comes first. When and if we approach either limit, Division Superintendents and members of the MER Board of Directors will be notified. At that time, the program will be evaluated by the MER Board of Directors. If successful, we will try to continue it.

For questions?

Contact Bob Price, Business Manager (mailing address is below, (856) 854-8585, MER-BusMgr@comcast.net), or John Janosko, MER President, (919) 562-0260, johnajan@embarqmail.com.

National Model Railroad Association (NMRA) Mid-Eastern Region Application for Free "Railpass" Trial Membership

YES, please sign me up for a free six month Railpass trial membership in the NMRA—which includes membership in the Mid-Eastern Region, and in my local Division. During this six month period, I understand that I may attend conventions and meets, and participate in contests. I will receive **NMRA Magazine**, the monthly national magazine, and **The Local**, the bi-monthly regional newsletter. I will not be eligible to vote, hold office, or receive a New Member Pak.

I also understand that the \$9.95 cost of this six month Railpass trial membership is being paid by the Mid-Eastern Region. (Regardless of who pays, six month \$9.95 memberships are available only once to each person.)

At the end of the six months, I may join NMRA, paying the regular active member dues.

During the past two years, I have **not** been a member of NMRA.

Name: _____

Street Address: _____

City/State/Zip: _____

Phone: (_____) _____

Email: _____

Scale(s): _____ Date of Birth: _____

Signature of Applicant: _____

Signature of Sponsor: _____ (Required)

(A Regional or Divisional officer or board member)

When completed and signed, sponsor should forward to the division clerk:

Mark Wallace
665 Bonny Brook Ave.
Trappe, PA 19462
610-454-9510
mwallace665@verizon.net

Clerk then mails or emails to:
Bob Price, MER Business Mgr.
666 Princeton Ave.
Collingswood, NJ 08108
MER-BusMgr@comcast.net

Holiday Season Model Railroad Open Houses

November 2013-March 2014

Abington Lines Model Railroad Club

**Admission Free - Donations
Appreciated**

Location: 2066 Second Street Pike (PA Rt 232), Richboro, PA 18954 (2 miles north of PA 332, on the right)
Phone: (215) 598-7720

Website: <http://www.abingtonlines.org>

Scale: HO (standard, narrow gauge & traction)

Information: Come see multiple trains with digital radio control and sound, operating on our 20' x 60' two-track mainline exceeding 1,000 feet in length. Enjoy the scenery depicting the PA rolling hills. Marvel at our trolleys, life-like villages, detailed buildings, operating roundhouse, industrial switching areas and waterfront complete with rail car ferries. Also enjoy our extensive narrow gauge section with old time operating engines.

Open 12-4pm on Dec. 7 & 8, 14 & 15, 28 & 29, Jan. 4 & 5, 11 & 12, Feb. 1 & 2, 8 & 9.

Burlington County Model Railroad Club

**Admission Free - Donations
Appreciated**

Location: Basement (right side), Burl. Co. Footlighters Playhouse, 808 Pomona Rd, Cinnaminson, NJ 08077
Phone: (856) 733-0010

Website: <http://www.bcmrrc.org>

Scale: HO

Information: We call our miniature railroad the Rancocas Valley Lines, which is appropriate for this area. We represent portions of a railroad that goes from tidewater to mountains, running through the typical stations and industrial areas of a large city, then countryside, while serving industries. We run 5-8 trains simultaneously on a double-track mainline along with several other trains operating in various yards. Come and see the progress on our expansion project, more than doubling our layout!

Open 12-5pm on Nov. 30 & Dec. 1, Dec. 7 & 8, Dec. 28 (Sat. only), Jan. 4 & 5, 11 & 12, Feb. 8 & 9, 15 & 16.

Coopersburg Area Society of Model Engineers - C.A.S.M.E.

**Admission Free - Donations
Appreciated**

Location: Basement of Borough Building, 5 North Main St., Coopersburg, PA 18036
Phone: (215) 538-0501

Website: <http://www.casme.org>

Scale: HO

Information: The members are building an expansive multi-level layout, portions of which loosely portray the old Reading RR Bethlehem branch. Approximately 10 trains will operate over the double-track main line using DCC control. Scenery is in full swing and the major bench work is complete. Admission by donation.

Open 12-5pm on Dec. 7 & 8, 14 & 15, Jan. 4 & 5, 11 & 12.

Cheltenham Hills Model Railroad Club

**Admission Free - Donations
Appreciated**

Location: 8000 Old York Rd. (Route 611) Elkins Park, PA 19027 (located in the old train station)
Phone: (215) 635-9747

Website: <http://www.cheltenhamhillsmrr.org>

Scale: HO

Information: Come join us for our 67th year! Come see the 1750 feet of track, the 300 car freight yard and the steam and diesel engine facility. Our operating lift bridge allows trains to cross between parts of the layout. Our modern control system allows us to run 6 to 8 long trains with realistic sound; sometimes very long ones. We also switch cars in the main yard and among custom-made buildings. We can provide wheelchair accessibility by appointment. Please call any Thursday evening to schedule this access.

Open 12-4pm on Nov. 30 & Dec. 1, Jan. 4 & 5, 18 & 19; snow dates Jan. 25 & 26.

Keystone N-Trak

**Admission Free - Donations
Appreciated**

Location: Dublin TEC Center, Suite 216, Rear Entrance, 123 N. Main St. (Rt. 313), Dublin, PA **New Location!**

Website: <http://www.keystonentrak.us>

Scale: N scale

Information: Keystone is a modular N Scale club modeling to N-Trak international standards. This enables each member's modules to link up and form model layouts at public and private events. We travel to various N Scale events and are a participating member of the Eastern N Lines Partnership. New members are always welcome. Meetings are every Tuesday at 7 p.m.

Open 11am to 4pm on Nov. 23 & 24, Dec. 8, Dec. 15, Jan. 4 & 5, Jan. 11 & 12.

Logan Model Engineers

**Admission Free - Donations
Appreciated**

Location: Souderton Train Station, 2nd Floor, Rear Entrance, Main & Broad Sts. (Rt 113), Souderton, PA
Phone: 267-474-3235

Website: <http://www.loganmrr.com>

Scale: HO

Information: Double track mainline through mountain scenery, freight and passenger yards, with multiple trains running simultaneously. Featuring a logging switchback that guests may operate, and long freight drags of up to 80-100+ cars; friendly club members to answer your railroad questions.

Open 12-4pm on Nov. 29 & 30, Dec. 6 & 7, Jan. 4 & 5, 11 & 12, 17 & 18.

Holiday Season Model Railroad Open Houses **November 2013-March 2014 (cont'd)**

Royersford Modular Model Railroaders

Admission Free (see note below) Donations Appreciated

Location: Multiple (see schedule below for locations, dates, and times)

Phone: (610) 888-4306 **Website:** <http://www.royersfordmodular.org> **Scale:** HO

Information: Movable modular railroad layout, on display at multiple locations again this season.

Dates to be announced at [Phoenixville YMCA](#), 400 East Pothouse Road, Phoenixville, PA

See club web site for updates.

Dec. 14 & 15 (10AM-4PM) [Greenberg's Show](#) at The Greater Philadelphia Expo Center, 100 Station Drive, Oaks, PA.

Note: The parking and traffic have been dramatically improved in the time since this facility opened.

Jan. 18 & 19 (Sat. 10-6, Sun. 10-5) [World's Greatest Hobby on Tour](#) at The Greater Philadelphia Expo Center, 100 Station Drive, Oaks, PA.

The February Greenberg Show in Reading has been cancelled, due to the closing of the facility where the show was to be held.

Check the club web site for any possible change of venue.

There are admission fees to enter the Greenberg and WGH shows.

Open: See [web site](#) for additional details of dates, times and locations.

Schuylkill Valley Model Railroad Club

Admission Free - Donations Appreciated

Location: 400 South Main Street (rear entrance), Phoenixville, PA 19460; diagonally across from Library

Phone: (610) 935-1126 **Website:** www.svmrrc.com **Scale:** HO (standard and narrow gauge)

Information: Scale model trains run through realistic wooded Pennsylvania scenery featuring logging, bridges, tunnels and Tony the Tank Engine on the Philadelphia to Reading point-to-point system. There are 4 different railroads depicted on a 1,000 square-foot layout. Hundreds of buildings, vehicles, figures and trees create realistic scenes. Great for kids of all ages. Numerous buttons allow visitors to bring scenes to life!

Open 1-5pm on Nov. 30 & Dec. 1, Dec. 7 & 8, Jan. 11 & 12, 18 & 19, 25 & 26

Saint Alban's Railroad Fellowship - StARR

Admission Free - Donations Appreciated

Location: Saint Alban's Episcopal Church, 3625 Chapel Rd. Newtown Square, PA (Under Thrift Shop)

Website: <http://www.StARR-MRC.org> **Scale:** HO

Information: Modular layout fills 4000 square-foot area with 200 feet of 4 track mainline with working signals, 3 branch lines, steel mill, coke plant, oil refinery, and three working classification yards. We have a unique custom waybill system for freight and passenger operations that routes over 1000 pieces of equipment throughout the system. A large variety of roads and eras are featured. The layout is controlled by DCC with computer enhancement. Thomas the Tank engine & friends run here for kids.

Open 1-4pm on Nov. 2, Dec. 28 & 29, Jan. 4 & 5, 18 & 19, Feb. 1 & 2, 15 & 16.

Black Diamond Society of Model Engineers (BDSME)

Admission: Adults \$4, Free for those 12 and under.

Location: 902 East Macada Road, Bethlehem, PA 18017

Website: <http://www.bdsme.org> **Scales:** HO, O, On30, S

Information: The Black Diamond Society of Model Engineers have two 2 floors of sleek passenger trains and powerful freight trains in continuous operation. The first-floor (650-square-foot) layout features models in O, On30 and S scale, ranging from the steam trains of the glory days of railroading to the mighty diesels of today. Prototypical sights, sounds and signals enhance the display. Visitors can even operate specific accessories.

The second-floor (800-square-foot) HO scale display has a multitude of trains in operation, including a loaded coal train of more than 100 cars, powered by multiple diesel locomotives for its winding through mountain scenery. A miniature trolley travels between a village and a distant amusement park with operating rides and an operating ski lift. Visitors can operate the park train, too.

We suggest those with children under 40 inches tall bring a step stool to make it easier for them to see the displays. Tables of pre-owned trains, structures, accessories and books are for sale, and there is ample parking.

Open 2-5pm on Dec. 7 & 8, 14 & 15, Jan. 4 & 5, 11 & 12.

Pequea Valley Model Railroaders

Donation: Adults \$2, Children 12 and under are free.

Location: Paradise Township Municipal Building, 2 Township Drive, Rear Entrance, Paradise, PA 17562

Website: <http://www.gartrain.com/PVMRPARADISE2012-2013.html> **Scales:** HO, O, S

Information: Pequea Valley Model Railroaders will be open to the public, and running at LEAST 11 trains on THREE layouts during the shows. We ARE handicap accessible. The Paradise Lions will be offering "lite fare."

A video from last year's show can be seen [HERE](#)

Open 1-4 pm on Nov. 30 and Saturdays & Sundays thru Jan. 19. Also open 1-5 pm on Dec. 26. The Township Christmas Tree Lighting should be Sunday Dec. 1st.



BULLETIN

September/October 2013

Cleveland 2014 News



Atlanta is behind us and I'm sure everyone had a great time. Now it's on to Cleveland! We'll be holding it at the brand new Cleveland Convention Center, which will be the location for both the convention and the National

Train Show. It's been over 50 years since the National Convention last visited the North Coast, so we're working hard to put on a convention with something for the whole family. Within walking distance of the hotel and convention center you'll find:

- The Rock and Roll Hall of Fame.
- The Great Lakes Science Center
- USS Cod (WW2 submarine open for tours)
- Steamship William Mather (Great Lakes Ore boat open for tours)
- Progressive Field (Cleveland Indians MLB park)
- Horseshoe Casino
- Many great restaurants

In addition, we're putting the final touches on our prototype tours, which may include:

- Age of Steam Roundhouse
- General Electric Locomotive (Erie, PA)
- Ohio Loco Works
- Mad River & Nickel Plate Museum
- Steel Mill Tour
- Cleveland Track Materials
- Larry's Truck & Electric
- Cuyahoga Valley Scenic Railway
- And others to be announced

We'll have over 65 great home layouts to enjoy, plus a selection of clinics featuring many nationally known presenters. Some multi-clinic tracks will include:

- Steel Modeling Track
- Scenery Track
- DCC Track
- Layout Design Track
- Others to be announced

Online registration has started at www.2014cleveland.org. Over the next few months we will have many more announcements in the NMRA eBulletin. Make plans to join us in Cleveland July 13-19, 2014.

A few words from the President *Model Railroading is Fun*



The title of this column was prominently displayed for many years on the masthead of Model Railroader Magazine as their motto. And it is an outstanding motto. Sometimes in the hustle and bustle of a busy NMRA life, we can forget the purpose of this organization and the reason for its existence. It is that simple phrase, "Model Railroading is fun". Although we are a not for profit educational corporation, with a multi-million dollar budget, the bottom line is that we are promoting a wonderful hobby. It is

that hobby which defines what we do and is the common glue that holds us together.

When I started in this hobby over 50 years ago, "Model Railroading is fun" would have seemed redundant. Of course it was fun and a wonder to a 13 year old who was mastering the intricacies of building with balsa and brass snap track. Those were fun days as I tried to master a bewildering number of new skills and created some perfectly dreadful models. Two of the better attempts survive.

But over time I changed and hopefully improved, as did the hobby. Balsa and brass snap track are fairly rare these days. A few years later, I bought a Kadee log car kit because it had an embossed label that told me the product met "NMRA standards", whatever they were. Later I discovered the NMRA and joined because of that purchase. I marveled at the work done by this organization and how it helped the hobby. It made model railroading more fun because it insured that products worked together. My hobby changes were in knowledge and sophistication. So were the changes in the hobby. DCC, sound, proto operations, specialty modeling, and the Internet with its vast array of sites for research, transformed the hobby. There is more specialization and interests than ever before. And the NMRA is changing with the hobby.

But some things do not change. Regardless of scale, interest, era or skill level, we are all model railroaders. Yes, the hobby we all enjoy has changed to become as varied as our own interests. So it is somewhat surprising that I continue to receive complaints and reports, mostly at the division level, about intolerance and sometime abusive practices by our own members toward other model railroaders. One division official supposedly announces with regularity that women are not welcome within the NMRA. Can you imagine anything so ignorant or small minded? This, despite the fact that we number quite a few talented women among our master model railroaders. I receive reports of clannish behavior, refusal to embrace new members and cliques.

Model railroading is fun until the "politics" of the association makes it less so. The NMRA should be a place to celebrate model railroading, not a place for petty jealousies, little fiefdoms or personal grudges. Any association with as many members as ours will obviously have personnel issues and peculiarities. I hope that those of you reading this might reflect upon whether you region or division has any of these problems and if so, what is being done about it.

Well that's all for now. Those are my thoughts - what are yours?

[Charlie Getz](#)
NMRA President

Department News: *The NMRA's Educational Role*

I am the newly appointed manager of the Education Department, taking over from the very able and experienced John Lowrance, MMR. Luckily for me, John has been very willing to spend time with me as I learn the role, and just as important, Nobby Clarke continues in his role as my Assistant Manager.

Education is central to the NMRA's mission and an essential component of our continued classification as 501(c) (3) Charitable Organization under the Internal Revenue Code. The various educational activities provided by the NMRA are overseen by the Education Department. These include such activities as the Achievement Program, the Contest Program, the Modeling with the Masters Program, the Boy Scouts of America Program, and the Education & Training Program that is currently focusing on our clinic offerings. Each of these programs is run by its own chairperson within the Education Department.

But the educational role of the NMRA, its Regions, and Divisions also includes a multitude of other initiatives. The educational articles that appear in either print or in digital format in our Division/Region/National publications; the educational booths that we man at conventions and train meets; grassroots outreach efforts to youth groups, senior citizen groups, or beginning modelers; and our Division/Region/National websites are all further examples of our educational focus.

One way for our organization to continue to make strides in the area of education is to identify 'Best Practices' at the Division and Regional levels and then to share these practices with each other. I believe that the Education Department can help facilitate this. So, if you are aware of a great program with the Boy Scouts in your Division, or your Region has been successful in increasing participation in either the Contest Program or the Achievement Program, or you are aware of a successful program in your Division/Region in any of the other educational areas that I mentioned above, **please contact either Nobby or me.** Our e-mail addresses and phone numbers are listed on the NMRA website under the National Organization tab.

Bruce De Young, Manager

::

Editors:

[Gerry Leone](#), [Chuck Diljak](#), and [Tracy McKibben](#)

Highlights of the 2013 Board of Directors Meeting



Our "Convention Extra" NMRA eBulletin last July included a short listing of highlights from the Board meeting in Atlanta. Here are some additional highlights, but note that a much more detailed summary will appear on our website, www.nmra.org.

- NMRA Chief Financial Officer Frank Koch reported that the NMRA had received an excellent report from the 2012 Outside Audit. The organization finished 2012 with an increase in assets more than \$280,000 over the previous year.
- Stephen Priest, MMR, reported that NMRA Net developer kits are being made available. In addition, he's looking for a technical writer/columnist on DCC issues for NMRA Magazine.
- The Board discussed the current NMRA videotaping policy as it applies to convention clinics. A subcommittee has been appointed to report back with recommendations on rewriting the policy.
- The NMRA Executive Handbook, which defines how the NMRA is to operate, is currently being updated by President Charlie Getz.
- Several programs of future NMRA member benefits are being looked at by the Marketing Department, including member discounts with retailers.
- The Board awarded the 2017 NMRA convention to Orlando, FL, and heard an informal presentation from Kansas City to host the 2017 or 2018 convention.
- Progress on the NMRA's "vertical integration" was discussed. The proposed consolidation would put every U.S. Region and Division under the NMRA's 501(c)3 status and eliminate them having to file their own paperwork.

Build A Memory and National Model Railroad Month

November is National Model Railroad Month, and the NMRA is launching what we hope will become a yearly tradition.

In conjunction with Athearn Trains, Woodland Scenics and Walthers, the NMRA is unveiling *Build A Memory* at select national building and home centers. This seminar is designed to show the public how easy it is to start building a model railroad layout for themselves.

With a target date of November 16th, this year's pilot program will be a Saturday "How To" class, with Regions and selected Divisions being asked to participate in the event.

Here's how it will work: people interested in building a model railroad will come to the home center and watch the local Division modelers, working from a pre-distributed plan, build a small, basic layout. This construction will be augmented by a previously constructed module, giving viewers an idea of what the completed module will look like.

Those in attendance will be given a fully illustrated instruction booklet with all materials lists and lumber cut specification requirements. Representatives of local hobby shops will be there to answer any model railroad equipment questions, and local Division members can field any questions on the hobby and joining the NMRA.

The proposed areas for this year's trial are Atlanta (SER), Los Angeles (PSR), New York City (NER), Milwaukee/Chicago (MWR), Seattle-Tacoma (PNR), and Kansas City (MCoR).

If you would like to participate, please contact Page Martin at marketing@hq.nmra.org.

The NMRA eBulletin is an official bi-monthly production of the National Model Railroad Association, Inc. Publishing Department (Don Phillips, Manager). Its purpose is to keep every NMRA member informed about organization news and events. If you know of an NMRA member who is not receiving this mailing, please direct them to [here](#) to update their email address. If you no longer wish to receive these mailings, please don't mark them as SPAM. Instead, click the Safe Unsubscribe link at the bottom of this page. ©2013 National Model Railroad Association, Inc., 4121 Cromwell Rd., Chattanooga, TN 37421.

NMRA Awards Presented at the 2013 Convention



The following awards were presented at the banquet in Atlanta:

- **Fellow of the NMRA Award:** Ed and Gay Liesse, and Werner Meer
- **Meritorious Service Award:** Bob Hamm, MMR
- **President's Award:** Bob Brown, HLM, MMR; Howard Goodwin; John Lowrance, MMR; Page Martin; and Ben Sevier
- **Honorary Life Member Award:** Bob Gangwish and Gerry Leone, MMR
- **Distinguished Service Award:** Russ Larson and Lewis Polk
- **Pioneer Award:** Rollin J. Lobaugh and Robert (Bob) Rands

Email address changes



Each time the eBulletin is mailed out, Page Martin, our Marketing Director, receives requests from dozens of members asking for an email address change. Page can't do much about that - that job is done by our fine staff at Headquarters. **If you have a change of email address, please visit** <http://www.nmra.org/member/content/member-info-update> and update your information. It will go straight to our HQ staff, who'll make sure it gets updated before the next **NMRA eBulletin** gets sent.

It's not meant to be printed



Every issue we receive emails from several well-meaning members who request that issues of the **NMRA eBulletin** be formatted for printing. Understand that we designed the **NMRA eBulletin** to be an on-screen publication, so it's formatted for computer screens. In addition, Constant Contact, the email company we use for this, won't allow attachments, so we can't send it out as a PDF. The answer? Just sit back, read it on-screen (it won't take that long), and save a tree or two!

News Highlights



NMRA Conventions

- [September 21-22 Australasian Region Convention](#)
- [September 25-29 Pacific Southwest Region Convention](#)
- [October 10-13 Mid-Eastern Region Convention](#)
- [October 11-13 Sunshine Region Convention](#)
- [October 17-20 Northeastern Region Convention](#)
- [October 25 - 27 British Region Convention](#)
- [July 13-19, 2014 National Convention](#)



Master Model Railroaders

- 514: Frank Markovich, PCR
- 515: Stephe Jitts, AR



In Future Issues of NMRA Magazine

- October:
- Smoke and Mirrors on the Layout
- Build an Easy-Peasy Layout Bridge
- FRS Radio as a Tool for Operation

Photos from the September Meet

Photos by Rob Hinkle



Mike Rabbitt's steel mill open hearth presentation



Joe Bergmaier congratulates Brian Good for all of his division contributions



Joe presents appreciation certificate to Bob Charles



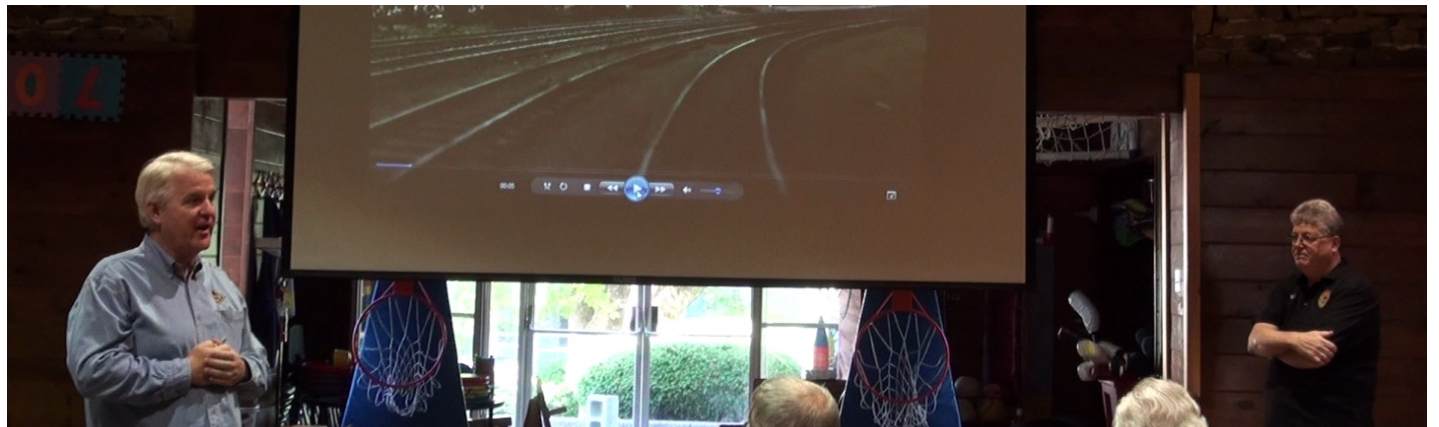
Mark Wallace and Charles Butsch man the front desk



Attentive listeners



Joe announces the morning agenda




Earl Paine (far left) and Bill Fagan (far right) present their clinic

Photos from Earl Paine's Layout




Photos by Rob Hinkle

Photos from Mike Rabbitt's Layout and Clinic




Photos by Mark Wallace

More Photos from Mike Rabbitt's Layout



Photos by Mark Wallace



ACHIEVEMENT PROGRAM GOLDEN SPIKE AWARD APPLICATION FORM

PLEASE COMPLETE THIS APPLICATION FORM AND SEND TO YOUR REGIONAL OR DIVISIONAL AP CHAIR

Member's Name: _____ NMRA#: _____ EXP: _____
Address: _____ City: _____
State/Prov: _____ Country: _____ Postal Code: _____
Date Submitted: _____ Region: _____

The Golden Spike Award will be awarded to any NMRA member who has completed the Qualifications Checklist, obtained the necessary signatures and who does not hold MMR status. It will be administered by the regional and divisional AP Chairs. AP regulations and definitions apply for scratch building and super detailing. To qualify for the award the member must complete the following checklist, obtain the signature of the divisional AP Chair or another NMRA member designated by the divisional Chair. The divisional Chair will submit the signed form to the regional AP Chair who will issue the Golden Spike Award certificate.

QUALIFICATIONS CHECKLIST:

1. Rolling Stock (Motive Power & Cars):

Display six units of rolling stock either scratch built, craftsman kits or super-detailed commercial kits.

2. Model Railroad Setting (Structures & Scenery)

Construct a minimum of eight square feet of layout including scenery.

Construct five structures either scratch built, craftsman kits or super detailed commercial kits. If a module has less than five structures, additional structures separate from the scene may be presented.

3. Engineering (Civil & Electrical)

Three types of track required (e.g. turnout, crossing, crossover, etc.). All must be properly ballasted and installed on proper roadbed. Commercial track may be used.

All installed track must be properly wired so that two trains can be operated simultaneously (e.g. double track main, single track main with sidings, and block or command control).

Provide one additional electrical feature such as power operated turnouts, signaling, turnout indication, lighted buildings, etc.

Witness: _____ Print Name: _____ NMRA #: _____
Regional AP Chair: _____ Region: _____

See page 2 for Achievement Program contact information